

GBPC15005W-G Thru. GBPC5010W-G Series

Reverse Voltage: 50 to 1000V

Forward Current: 15/25/35/50A

RoHS Device

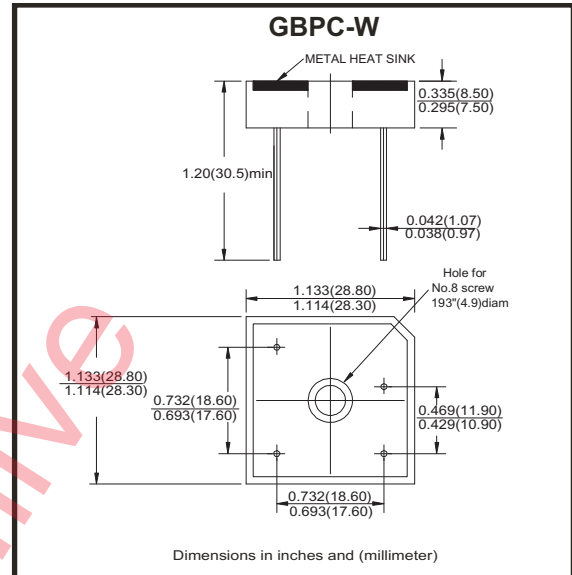


Features

- Surge overload-300~450 Amperes peak
- Low forward voltage drop
- Electrically isolated base -2000 Volts
- Materials used carries U/L recognition

Mechanical Data

- Polarit:As marked on Body
- Mounting position:Any
- Weight: 16.57grams



Maximum ratings and electrical characteristics

Rating at 25 °C ambient temperature unless otherwise specified.
Single phase, half wave ,60Hz, resistive or inductive load.
For capacitive load, derate current by 20%

Parameter	Symbol	GBPC_W-G	GBPC_W-G	GBPC_W-G	GBPC_W-G	GBPC_W-G	GBPC_W-G	GBPC_W-G	Unit
		15005	1501	1502	1504	1506	1508	1510	
Maximum Recurrent Peak Reverse Voltage	V_{RRM}	50	100	200	400	600	800	1000	V
Maximum RMS Bridge Input Voltage	V_{RMS}	35	70	140	280	420	560	700	V
Maximum DC Blocking Voltage	V_{DC}	50	100	200	400	600	800	1000	V

Parameter	Symbol	GBPC15W	GBPC25W	GBPC35W	GBPC50W	Unit
Maximum Average Forward Rectified Output Current @ $T_c=55^{\circ}C$	$I_{(AV)}$	15	25	35	50	A
Peak Forward Surage Current , 8.3ms Single Half Sine-Wave Super Imposed On Rated Load	I_{FSM}	300	350	400	450	A
Maximum Forward Voltage Drop Per Element at 7.5/12.5/17.5/25.0A Peak	V_F	1.1				V
Maximum Reverse Current at rate DC Blocking Voltage Per Element @ $T_J=25^{\circ}C$	I_R	10.0				μA
Operating Temperature Range	T_J	-55 to +150				$^{\circ}C$
Storage Temperature Range	T_{STG}	-55 to +150				$^{\circ}C$

Company reserves the right to improve product design , functions and reliability without notice.

Rating and Characteristics Curves (GBPC10005W-G Thru. GBPC5010W-G Series)

Fig.1 - Maximum Forward Surge Current

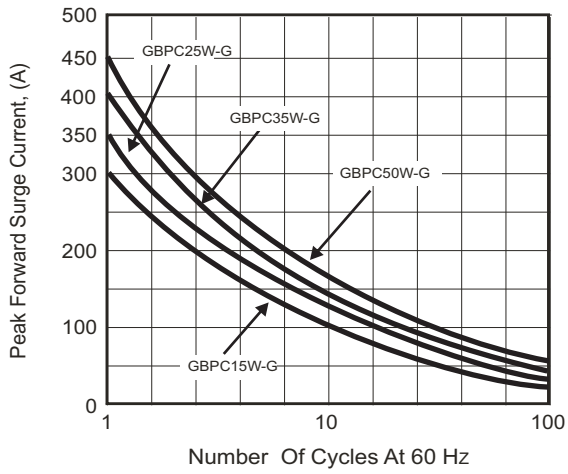


Fig.2 - De-rating Current Output Rectified Current

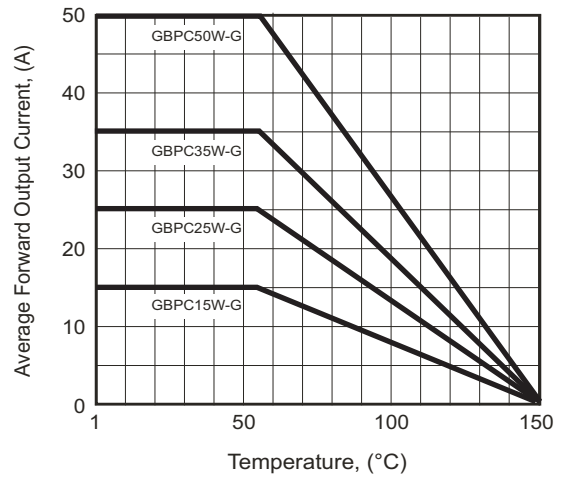


Fig.3 - Typical Forward Characteristics

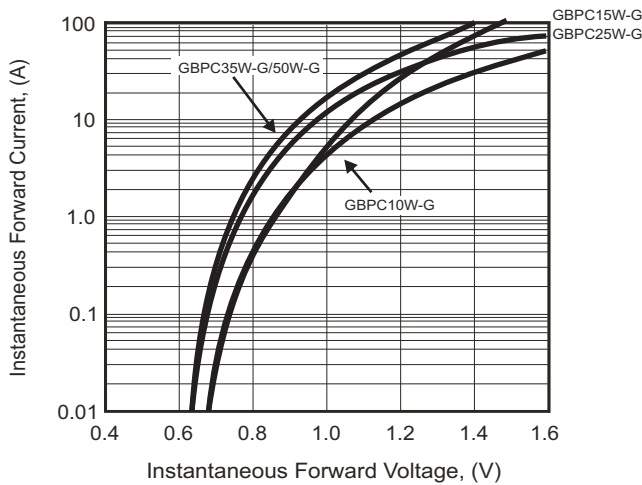
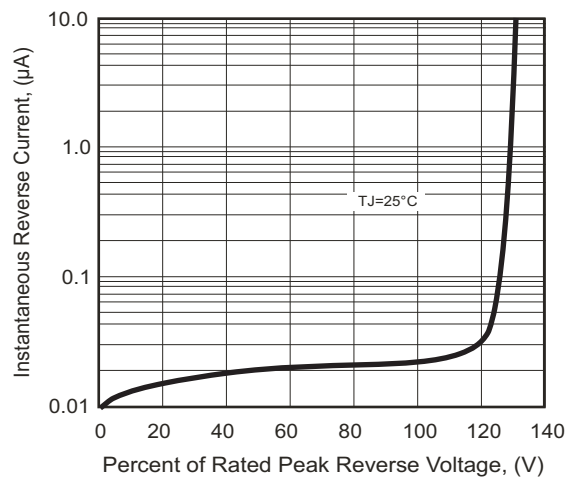


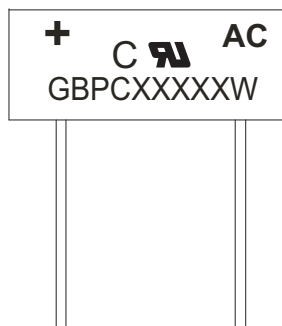
Fig.4 - Typical Reverse Characteristics



Company reserves the right to improve product design, functions and reliability without notice.

Marking Code

Part Number	Marking code
GBPC15005W-G	GBPC15005W
GBPC25005W-G	GBPC25005W
GBPC35005W-G	GBPC35005W
GBPC50005W-G	GBPC50005W
GBPC1501W-G	GBPC1501W
GBPC2501W-G	GBPC2501W
GBPC3501W-G	GBPC3501W
GBPC5001W-G	GBPC5001W
GBPC1502W-G	GBPC1502W
GBPC2502W-G	GBPC2502W
GBPC3502W-G	GBPC3502W
GBPC5002W-G	GBPC5002W
GBPC1504W-G	GBPC1504W
GBPC2504W-G	GBPC2504W
GBPC3504W-G	GBPC3504W
GBPC5004W-G	GBPC5004W
GBPC1506W-G	GBPC1506W
GBPC2506W-G	GBPC2506W
GBPC3506W-G	GBPC3506W
GBPC5006W-G	GBPC5006W
GBPC1508W-G	GBPC1508W
GBPC2508W-G	GBPC2508W
GBPC3508W-G	GBPC3508W
GBPC5008W-G	GBPC5008W
GBPC1510W-G	GBPC1510W
GBPC2510W-G	GBPC2510W
GBPC3510W-G	GBPC3510W
GBPC5010W-G	GBPC5010W



XXXXX / XXXX = Product type marking code
C = Comchip Logo

Standard Packaging

Case Type	TRAY PACK	
	TRAY (pcs)	CARTON (pcs)
GBPC-W	100	500

Company reserves the right to improve product design , functions and reliability without notice.

REV: B

Mouser Electronics

Authorized Distributor

Click to View Pricing, Inventory, Delivery & Lifecycle Information:

Comchip Technology:

[GBPC15005W-G](#) [GBPC1501W-G](#) [GBPC1502W-G](#) [GBPC1504W-G](#) [GBPC1506W-G](#) [GBPC1508W-G](#)
[GBPC1510W-G](#) [GBPC25005W-G](#) [GBPC2501W-G](#) [GBPC2502W-G](#) [GBPC2504W-G](#) [GBPC2506W-G](#) [GBPC2508W-](#)
[G](#) [GBPC2510W-G](#) [GBPC3501W-G](#) [GBPC3502W-G](#) [GBPC3504W-G](#) [GBPC50005W-G](#) [GBPC5001W-G](#)
[GBPC5002W-G](#) [GBPC5004W-G](#)