

EMC Components

Ferrite Beads

SMD

MMZ Series MMZ2012 Type

FEATURES

- Chip bead(impeder), MMZ series offers 4 construction materials.
- Size standardized for use by automatic assembly equipment. No preferred orientation.
- Either flow or reflow soldering methods can be used due to electroplating of the terminal electrodes.
- High reliability due to an entirely monolithic structure.
- Closed magnetic circuit structure allows high-density installation while preventing crosstalk between circuits.
- Low DC resistance structure of electrode prevents wasteful electric power consumption.

MATERIAL CHARACTERISTICS

R material: For wide frequency applications calling for broad impedance characteristics.

For digital signal line applications calling requiring good waveform integrity. Impedance values selected for effectiveness at 10 to 200MHz.

S material: Standard type that features impedance characteristics similar to those of a typical ferrite core.

For signal line applications in which the blocking region is near 100MHz. Impedance values selected for effectiveness at 40 to 300MHz.

Y material: High frequency range type intended for the 100MHz region and above.

For signal line applications in which the signal frequency is far from the cutoff frequency. Impedance values selected for effectiveness at 80 to 400MHz.

D material: For applications calling for low insertion loss at low frequencies and sharply increasing impedance at high frequencies. Designed for high impedance at high frequencies (200 to 500MHz) for signal line applications.

APPLICATIONS

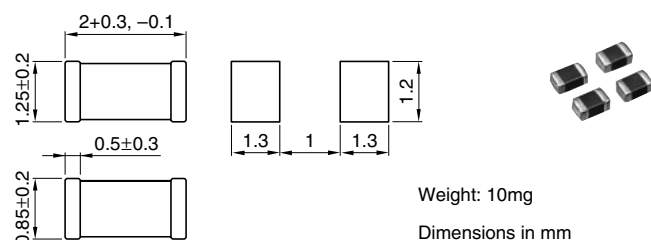
PCs, CRTs, liquid crystal display panels, printers, hard disk drives, game machines, cellular phones, etc.

PRODUCT IDENTIFICATION

MMZ	2012	R	121	A	T
(1)	(2)	(3)	(4)	(5)	(6)

- (1) Series name (4) Nominal impedance 121:120Ω at 100MHz
 (2) Dimensions L×W (5) Characteristic type
 (3) Material code (6) Packaging style T:Taping

SHAPES AND DIMENSIONS/RECOMMENDED PC BOARD PATTERN



TEMPERATURE RANGE

Operating	-55 to +125°C
-----------	---------------

PACKAGING STYLE AND QUANTITIES

Packaging style	Quantity
Taping	4000 pieces/reel

ELECTRICAL CHARACTERISTICS

Part No.	Impedance (Ω)±25% [100MHz]	DC resistance(Ω)		Rated current (mA)max.
		max.	typ.	
MMZ2012R121A	120	0.12	0.05	800
MMZ2012R301A	300	0.15	0.07	600
MMZ2012R601A	600	0.2	0.1	500
MMZ2012R102A	1000	0.3	0.18	500
MMZ2012S800A	80	0.1	0.05	800
MMZ2012S121A	120	0.15	0.05	800
MMZ2012S181A	180	0.15	0.05	600
MMZ2012S301A	300	0.2	0.07	600
MMZ2012S601A	600	0.3	0.1	500
MMZ2012S102A	1000	0.35	0.15	500
MMZ2012Y121B	120	0.12	0.05	800
MMZ2012Y301B	300	0.15	0.07	600
MMZ2012Y601B	600	0.2	0.1	500
MMZ2012Y102B	1000	0.3	0.15	500
MMZ2012Y152B	1500	0.4	0.22	500
MMZ2012Y202B	2000	0.5	0.28	400
MMZ2012D800B	80	0.3	0.12	500
MMZ2012D121B	120	0.3	0.14	500
MMZ2012D301B	300	0.5	0.24	400

EMC Components

MMZ Series MMZ2012 Type

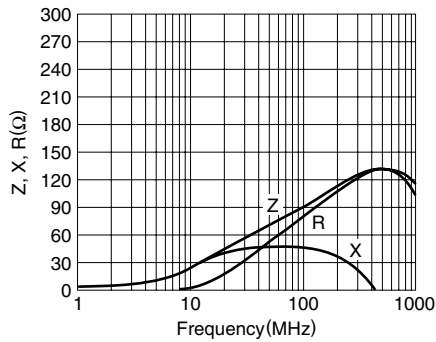
Ferrite Beads

SMD

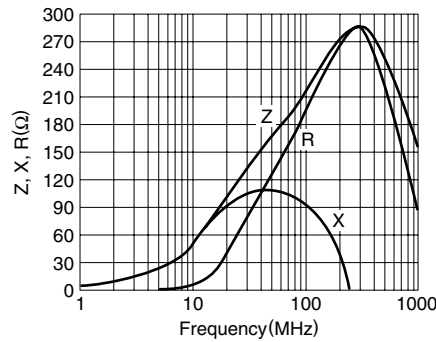
TYPICAL ELECTRICAL CHARACTERISTICS

Z, X, R vs. FREQUENCY CHARACTERISTICS

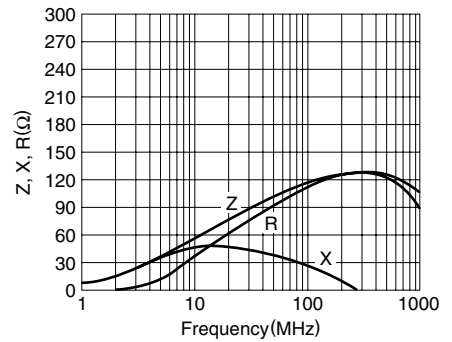
MMZ2012S800A



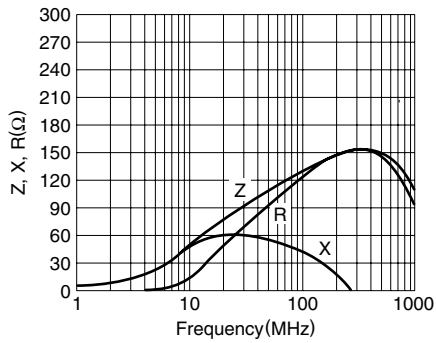
MMZ2012S181A



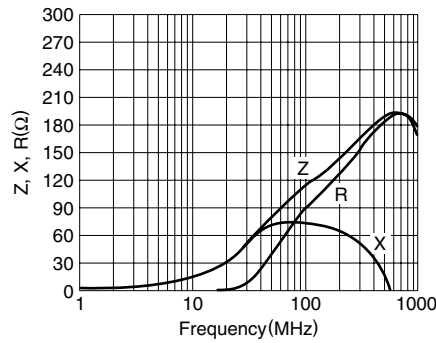
MMZ2012R121A



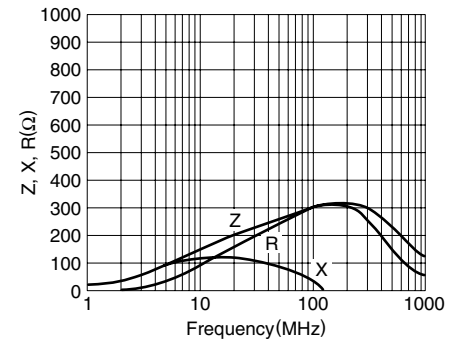
MMZ2012S121A



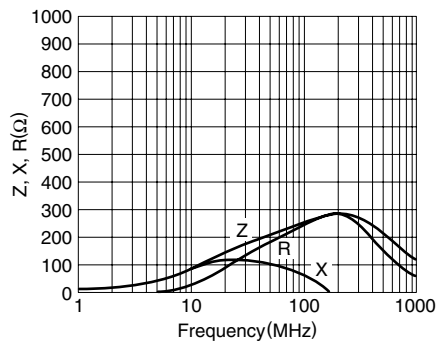
MMZ2012Y121B



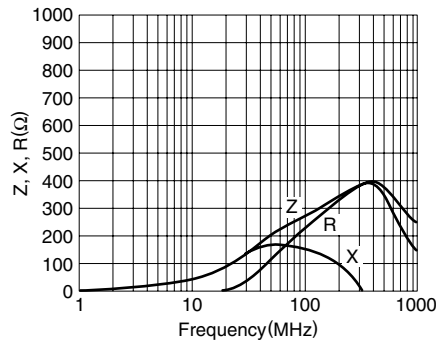
MMZ2012R301A



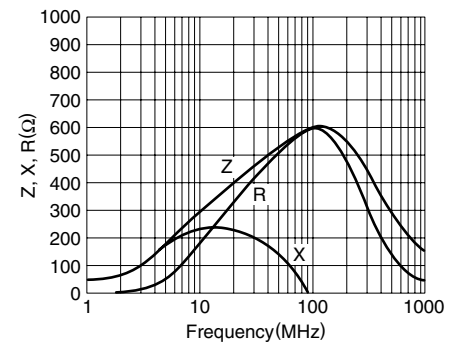
MMZ2012S301A



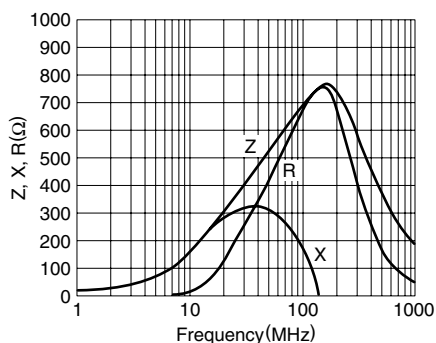
MMZ2012Y301B



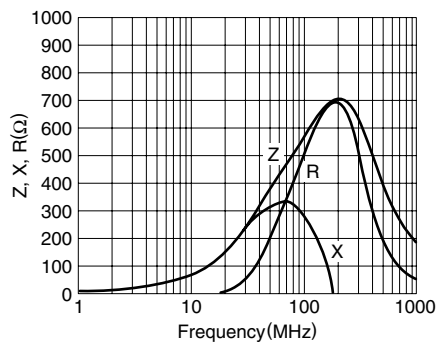
MMZ2012R601A



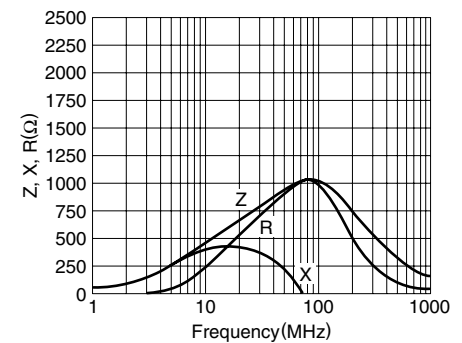
MMZ2012S601A



MMZ2012Y601B



MMZ2012R102A



• All specifications are subject to change without notice.

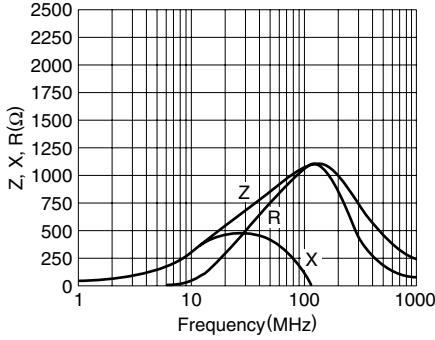
EMC Components

MMZ Series MMZ2012 Type

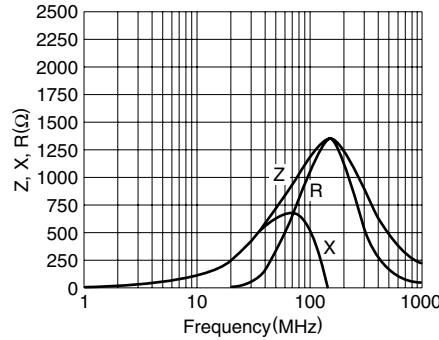
Ferrite Beads

SMD

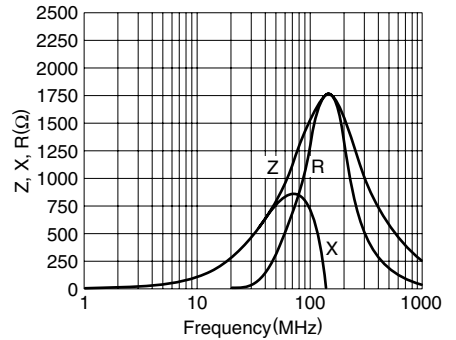
MMZ2012S102A



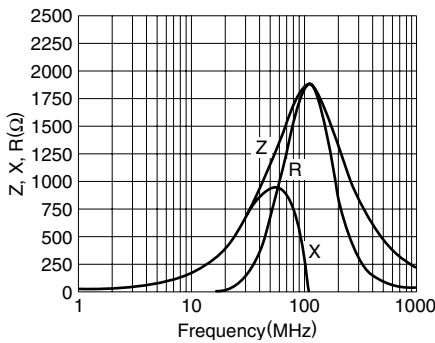
MMZ2012Y102B



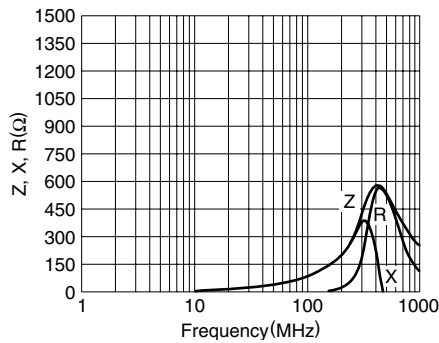
MMZ2012Y152B



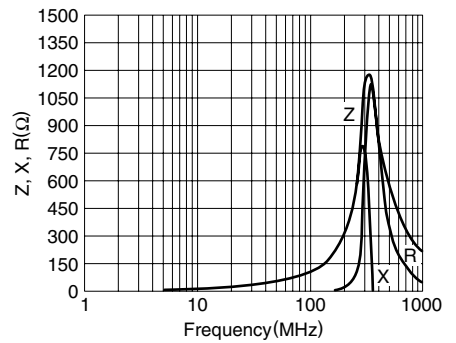
MMZ2012Y202B



MMZ2012D800B



MMZ2012D121B



MMZ2012D301B

