

To all our customers

Regarding the change of names mentioned in the document, such as Hitachi Electric and Hitachi XX, to Renesas Technology Corp.

The semiconductor operations of Mitsubishi Electric and Hitachi were transferred to Renesas Technology Corporation on April 1st 2003. These operations include microcomputer, logic, analog and discrete devices, and memory chips other than DRAMs (flash memory, SRAMs etc.) Accordingly, although Hitachi, Hitachi, Ltd., Hitachi Semiconductors, and other Hitachi brand names are mentioned in the document, these names have in fact all been changed to Renesas Technology Corp. Thank you for your understanding. Except for our corporate trademark, logo and corporate statement, no changes whatsoever have been made to the contents of the document, and these changes do not constitute any alteration to the contents of the document itself.

Renesas Technology Home Page: <http://www.renesas.com>

Datasheet.Live

Renesas Technology Corp.
Customer Support Dept.
April 1, 2003

Cautions

Keep safety first in your circuit designs!

1. Renesas Technology Corporation puts the maximum effort into making semiconductor products better and more reliable, but there is always the possibility that trouble may occur with them. Trouble with semiconductors may lead to personal injury, fire or property damage.

Remember to give due consideration to safety when making your circuit designs, with appropriate measures such as (i) placement of substitutive, auxiliary circuits, (ii) use of nonflammable material or (iii) prevention against any malfunction or mishap.

Notes regarding these materials

1. These materials are intended as a reference to assist our customers in the selection of the Renesas Technology Corporation product best suited to the customer's application; they do not convey any license under any intellectual property rights, or any other rights, belonging to Renesas Technology Corporation or a third party.
2. Renesas Technology Corporation assumes no responsibility for any damage, or infringement of any third-party's rights, originating in the use of any product data, diagrams, charts, programs, algorithms, or circuit application examples contained in these materials.
3. All information contained in these materials, including product data, diagrams, charts, programs and algorithms represents information on products at the time of publication of these materials, and are subject to change by Renesas Technology Corporation without notice due to product improvements or other reasons. It is therefore recommended that customers contact Renesas Technology Corporation or an authorized Renesas Technology Corporation product distributor for the latest product information before purchasing a product listed herein.
The information described here may contain technical inaccuracies or typographical errors. Renesas Technology Corporation assumes no responsibility for any damage, liability, or other loss rising from these inaccuracies or errors.
Please also pay attention to information published by Renesas Technology Corporation by various means, including the Renesas Technology Corporation Semiconductor home page (<http://www.renesas.com>).
4. When using any or all of the information contained in these materials, including product data, diagrams, charts, programs, and algorithms, please be sure to evaluate all information as a total system before making a final decision on the applicability of the information and products. Renesas Technology Corporation assumes no responsibility for any damage, liability or other loss resulting from the information contained herein.
5. Renesas Technology Corporation semiconductors are not designed or manufactured for use in a device or system that is used under circumstances in which human life is potentially at stake. Please contact Renesas Technology Corporation or an authorized Renesas Technology Corporation product distributor when considering the use of a product contained herein for any specific purposes, such as apparatus or systems for transportation, vehicular, medical, aerospace, nuclear, or undersea repeater use.
6. The prior written approval of Renesas Technology Corporation is necessary to reprint or reproduce in whole or in part these materials.
7. If these products or technologies are subject to the Japanese export control restrictions, they must be exported under a license from the Japanese government and cannot be imported into a country other than the approved destination.
Any diversion or reexport contrary to the export control laws and regulations of Japan and/or the country of destination is prohibited.
8. Please contact Renesas Technology Corporation for further details on these materials or the products contained therein.

1N4728A through 1N4753A

Silicon Epitaxial Planar Zener Diodes for Stabilized Power Supply

RENESAS

ADE-208-136C (Z)

Rev.3
Sep. 2000

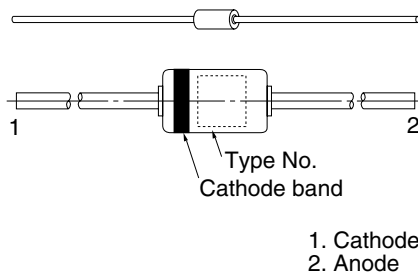
Features

- Glass package DO-41 structure ensures high reliability.
- Wide spectrum from 3.3V through 36V of zener voltage provide flexible application.

Ordering Information

Type No.	Mark	Package Code
1N4728A through 1N4753A	Type No.	DO-41

Pin Arrangement



Absolute Maximum Ratings

($T_a = 25^\circ\text{C}$)

Item	Symbol	Value	Unit
Power dissipation	P_d *1	1.0	W
Junction temperature	T_j	200	$^\circ\text{C}$
Storage temperature	T_{stg}	-65 to +200	$^\circ\text{C}$

Note: 1. See Fig.3

1N4728A through 1N4753A

Electrical Characteristics

(Ta = 25°C)

Type No.	V_z (V) * ¹		I_R (μA)		Z_{ZT} (Ω)		Z_{ZK} (Ω)		I_{RSM} (mA)* ²
	Max	Test Condition	Max	Test Condition	Max	Test Condition	Max	Test Condition	Max
		I_z (mA)		V_R (V)		I_{ZT} (mA)		I_{ZK} (mA)	
1N4728A	3.3 ± 5 (%)	76	100	1.0	10	76	400	1.0	1380
1N4729A	3.6 ± 5 (%)	69	100	1.0	10	69	400	1.0	1260
1N4730A	3.9 ± 5 (%)	64	50	1.0	9	64	400	1.0	1190
1N4731A	4.3 ± 5 (%)	58	10	1.0	9	58	400	1.0	1070
1N4732A	4.7 ± 5 (%)	53	10	1.0	8	53	500	1.0	970
1N4733A	5.1 ± 5 (%)	49	10	1.0	7	49	550	1.0	890
1N4734A	5.6 ± 5 (%)	45	10	2.0	5	45	600	1.0	810
1N4735A	6.2 ± 5 (%)	41	10	3.0	2	41	700	1.0	730
1N4736A	6.8 ± 5 (%)	37	10	4.0	3.5	37	700	1.0	660
1N4737A	7.5 ± 5 (%)	34	10	5.0	4	34	700	0.5	605
1N4738A	8.2 ± 5 (%)	31	10	6.0	4.5	31	700	0.5	550
1N4739A	9.1 ± 5 (%)	28	10	7.0	5	28	700	0.5	500
1N4740A	10 ± 5 (%)	25	10	7.6	7	25	700	0.25	454
1N4741A	11 ± 5 (%)	23	5	8.4	8	23	700	0.25	414
1N4742A	12 ± 5 (%)	21	5	9.1	9	21	700	0.25	380
1N4743A	13 ± 5 (%)	19	5	9.9	10	19	700	0.25	344
1N4744A	15 ± 5 (%)	17	5	11.4	14	17	700	0.25	304
1N4745A	16 ± 5 (%)	15.5	5	12.2	16	15.5	750	0.25	285
1N4746A	18 ± 5 (%)	14.0	5	13.7	20	14.0	750	0.25	250
1N4747A	20 ± 5 (%)	12.5	5	15.2	22	12.5	750	0.25	225
1N4748A	22 ± 5 (%)	11.5	5	16.7	23	11.5	750	0.25	205
1N4749A	24 ± 5 (%)	10.5	5	18.2	25	10.5	750	0.25	190
1N4750A	27 ± 5 (%)	9.5	5	20.6	35	9.5	750	0.25	170
1N4751A	30 ± 5 (%)	8.5	5	22.8	40	8.5	1000	0.25	150
1N4752A	33 ± 5 (%)	7.5	5	25.1	45	7.5	1000	0.25	135
1N4753A	36 ± 5 (%)	7.0	5	27.4	50	7.0	1000	0.25	125

Notes: 1. Tested with DC

2. t = 1/120 sec reverse direction 1pulse

Main Characteristic

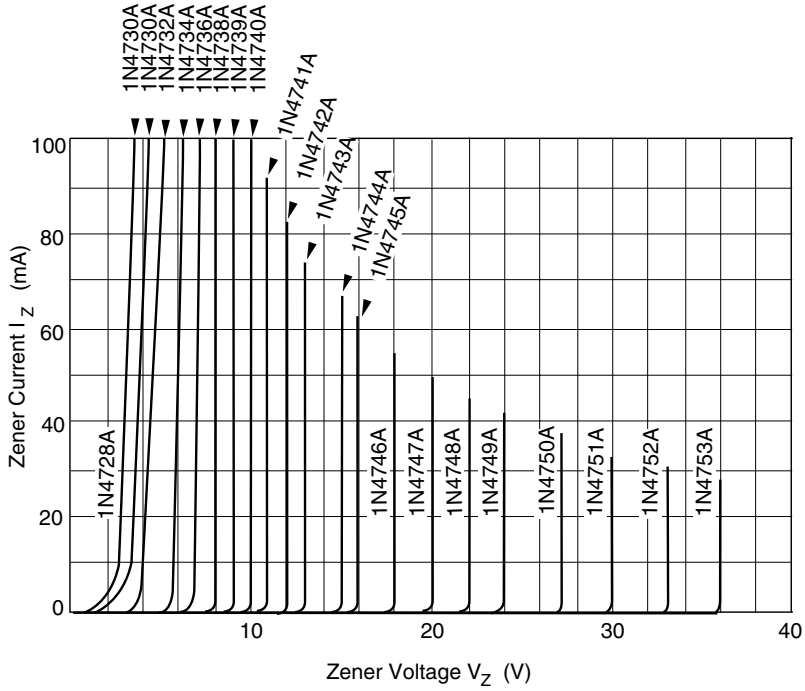


Fig.1 Zener current Vs. Zener voltage

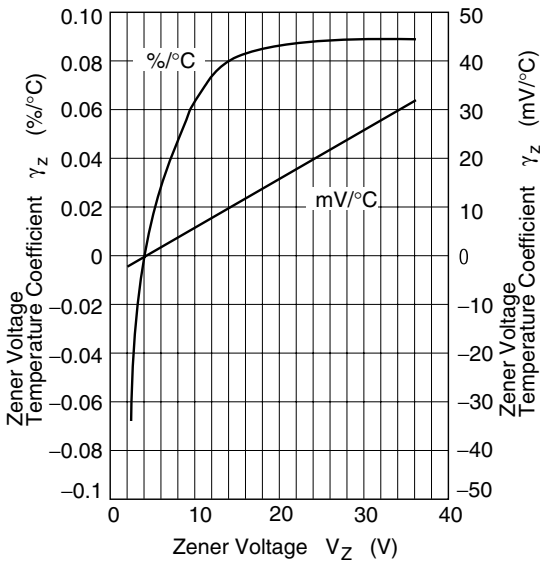


Fig.2 Temperature Coefficient Vs. Zener voltage

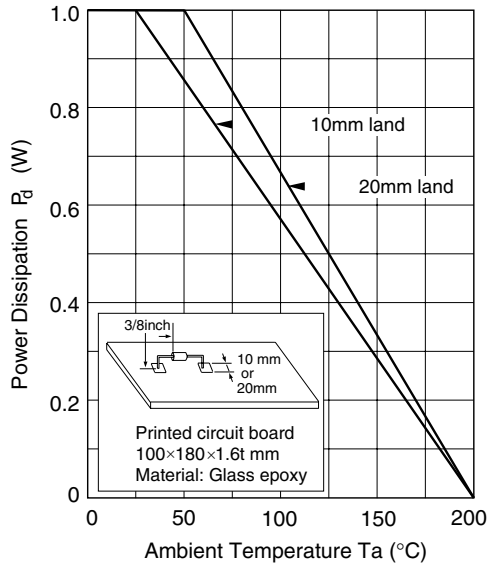


Fig.3 Power Dissipation Vs. Ambient Temperature

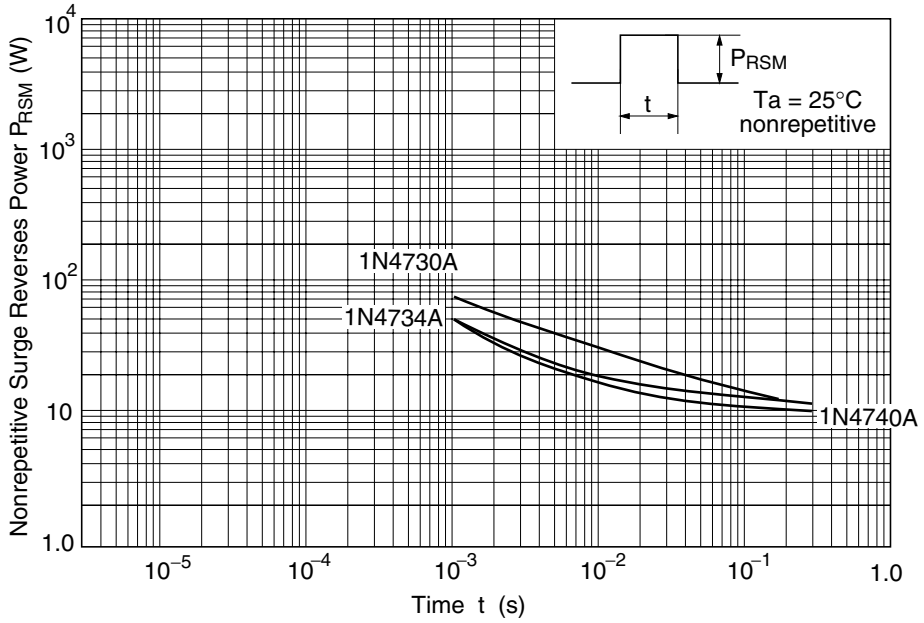


Fig.4 Surge Reverse Power Ratings

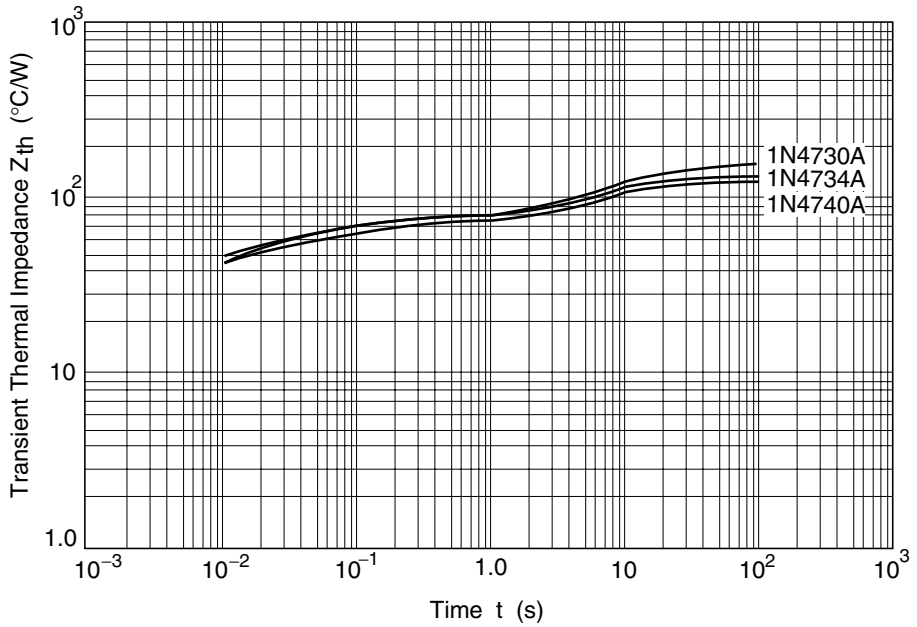
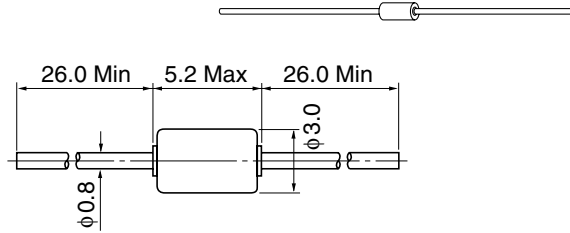


Fig.5 Transient Thermal Impedance

Package Dimensions

Unit: mm



Hitachi Code	DO-41
JEDEC	Conforms
EIAJ	Conforms
Mass (reference value)	0.38 g

Disclaimer

1. Hitachi neither warrants nor grants licenses of any rights of Hitachi's or any third party's patent, copyright, trademark, or other intellectual property rights for information contained in this document. Hitachi bears no responsibility for problems that may arise with third party's rights, including intellectual property rights, in connection with use of the information contained in this document.
2. Products and product specifications may be subject to change without notice. Confirm that you have received the latest product standards or specifications before final design, purchase or use.
3. Hitachi makes every attempt to ensure that its products are of high quality and reliability. However, contact Hitachi's sales office before using the product in an application that demands especially high quality and reliability or where its failure or malfunction may directly threaten human life or cause risk of bodily injury, such as aerospace, aeronautics, nuclear power, combustion control, transportation, traffic, safety equipment or medical equipment for life support.
4. Design your application so that the product is used within the ranges guaranteed by Hitachi particularly for maximum rating, operating supply voltage range, heat radiation characteristics, installation conditions and other characteristics. Hitachi bears no responsibility for failure or damage when used beyond the guaranteed ranges. Even within the guaranteed ranges, consider normally foreseeable failure rates or failure modes in semiconductor devices and employ systemic measures such as fail-safes, so that the equipment incorporating Hitachi product does not cause bodily injury, fire or other consequential damage due to operation of the Hitachi product.
5. This product is not designed to be radiation resistant.
6. No one is permitted to reproduce or duplicate, in any form, the whole or part of this document without written approval from Hitachi.
7. Contact Hitachi's sales office for any questions regarding this document or Hitachi semiconductor products.

Sales Offices

HITACHI

Hitachi, Ltd.

Semiconductor & Integrated Circuits
Nippon Bldg., 2-6-2, Ohte-machi, Chiyoda-ku, Tokyo 100-0004, Japan
Tel: (03) 3270-2111 Fax: (03) 3270-5109

URL NorthAmerica : <http://semiconductor.hitachi.com/>
 Europe : <http://www.hitachi-eu.com/hel/ecg>
 Asia : <http://sicapac.hitachi-asia.com>
 Japan : <http://www.hitachi.co.jp/Sicd/indx.htm>

For further information write to:

Hitachi Semiconductor
(America) Inc.
179 East Tasman Drive
San Jose, CA 95134
Tel: <1> (408) 433-1990
Fax: <1> (408) 433-0223

Hitachi Europe Ltd.
Electronic Components Group
Whitebrook Park
Lower Cookham Road
Maidenhead
Berkshire SL6 8YA, United Kingdom
Tel: <44> (1628) 585000
Fax: <44> (1628) 585200

Hitachi Europe GmbH
Electronic Components Group
Dornacher Straße 3
D-85622 Feldkirchen, Munich
Germany
Tel: <49> (89) 9 9180-0
Fax: <49> (89) 9 29 30 00

Hitachi Asia Ltd.
Hitachi Tower
16 Collyer Quay #20-00
Singapore 049318
Tel: <65>-538-6533/538-8577
Fax : <65>-538-6933/538-3877
URL : <http://www.hitachi.com.sg>

Hitachi Asia Ltd.
(Taipei Branch Office)
4/F, No. 167, Tun Hwa North Road
Hung-Kuo Building
Taipei (105), Taiwan
Tel : <886>-(2)-2718-3666
Fax : <886>-(2)-2718-8180
Telex : 23222 HAS-TP
URL : <http://www.hitachi.com.tw>

Hitachi Asia (Hong Kong) Ltd.
Group III (Electronic Components)
7/F., North Tower
World Finance Centre,
Harbour City, Canton Road
Tsim Sha Tsui, Kowloon
Hong Kong
Tel : <852>-(2)-735-9218
Fax : <852>-(2)-730-0281
URL : <http://semiconductor.hitachi.com.hk>

Copyright © Hitachi, Ltd., 2001. All rights reserved. Printed in Japan.
Colophon 4.0