


**NPN POWER TRANSISTOR**

**2N3055HV**

**TO-3  
Metal Can Package**



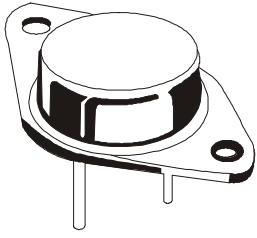
**Switching Regulator and Power Amplifier Applications**

**ABSOLUTE MAXIMUM RATINGS**

DESCRIPTION	SYMBOL	VALUE	UNITS
Collector Base Voltage ( Open Emitter)	$V_{CBO}$	100	V
Collector Emitter Voltage (Open Base)	$V_{CEO}$	100	V
Emitter Base Voltage	$V_{EBO}$	7.0	V
Collector Current	$I_C$	15	A
Base Current	$I_B$	7.0	A
Total Power Dissipation up to $T_c=25^\circ\text{C}$	$P_{tot}$	100	W
Junction Temperature	$T_j$	200	$^\circ\text{C}$
Storage Temperature	$T_{stg}$	- 65 to +200	$^\circ\text{C}$
<b>THERMAL RESISTANCE</b>			
Junction to Case	$R_{th(j-c)}$	1.75	$^\circ\text{C/W}$

**ELECTRICAL CHARACTERISTICS ( $T_c=25^\circ\text{C}$  unless specified otherwise)**

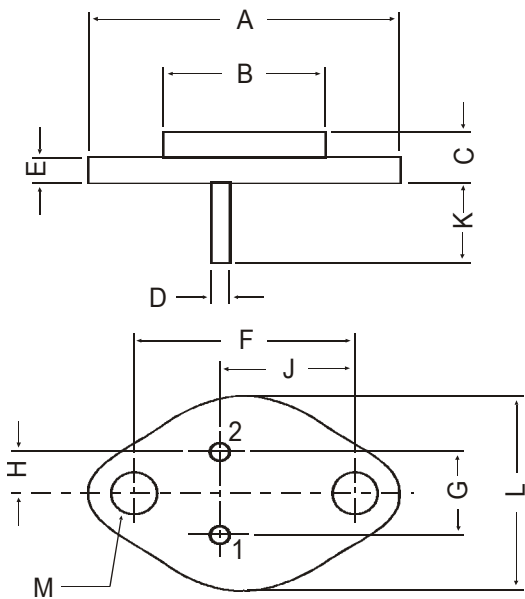
DESCRIPTION	SYMBOL	TEST CONDITION	MIN	MAX	UNITS
<b>Breakdown Voltages</b>					
	$V_{CEO(sus)}^*$	$I_C=200\text{mA}, I_B=0$	100		V
	$V_{CBO}$	$I_C=1\text{mA}, I_E=0$	100		V
	$V_{EBO}$	$I_E=1\text{mA}, I_C=0$	7		V
<b>Collector Cut off Current</b>	$I_{CEX}$	$V_{CE}=100\text{V}, V_{BE}=(\text{off})=1.5\text{V}$		1.0	mA
	$I_{CEX}$	$T_c=150^\circ\text{C}$ $V_{CE}=100\text{V}, V_{BE}=(\text{off})=1.5\text{V}$		5.0	
<b>Collector Cut off Current</b>	$I_{CEO}$	$V_{CE}=30\text{V}, I_B=0$		0.7	mA
<b>Emitter Cut off Current</b>	$I_{EBO}$	$V_{BE}=7\text{V}, I_C=0$		5.0	mA
<b>Collector Emitter Saturation Voltage</b>	$V_{CE(\text{sat})}^*$	$I_C=4\text{A}, I_B=400\text{mA}$		1.1	V
		$I_C=10\text{A}, I_B=3.3\text{A}$		3.0	
<b>Base Emitter on Voltage</b>	$V_{BE(\text{on})}^*$	$I_C=4\text{A}, V_{CE}=4\text{V}$		2	V
<b>DC Current Gain</b>	$h_{FE}^*$	$I_C=4\text{A}, V_{CE}=4\text{V}$	20	100	
	$h_{FE}^*$	$I_C=10\text{A}, V_{CE}=4\text{V}$	5		

**NPN POWER TRANSISTOR****2N3055HV****TO-3  
Metal Can Package****ELECTRICAL CHARACTERISTICS (T<sub>C</sub>=25°C unless specified otherwise)**

DESCRIPTION	SYMBOL	TEST CONDITION	MIN	MAX	UNITS
<b>Second Breakdown Collector Current with Base Forward Biased</b>	$I_{S/b}$	$V_{CE}=35V, t=1.0 \text{ sec,}$ Nonrepetitive	2.87		A
<b><u>Dynamic Characteristics</u></b>					
<b>Transition Frequency</b>	$f_T$	$I_C=0.5A, V_{CE}=10V, f=1MHz$	2.5		MHz

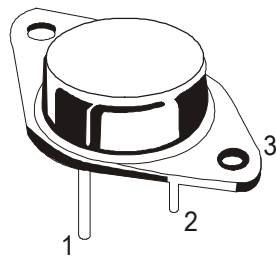
**\*Pulse Test: <300ms, Duty Cycle =2%**

**TO-3 Metal Can Package**



DIM	MIN.	MAX.
A	—	39.37
B	—	22.22
C	6.35	8.50
D	0.96	1.09
E	—	1.77
F	29.90	30.40
G	10.69	11.18
H	5.20	5.72
J	16.64	17.15
K	11.15	12.25
L	—	26.67
M	3.84	4.19

All dimensions in mm.



**PIN CONFIGURATION**

1. BASE
2. EMITTER
3. COLLECTOR

**Packing Detail**

PACKAGE	STANDARD PACK		INNER CARTON BOX		OUTER CARTON BOX		
	Details	Net Weight/Qty	Size	Qty	Size	Qty	Gr Wt
TO-3	100 pcs/pkt	1.3 kg/100 pcs	12.5" x 8" x 1.8"	0.1K	17" x 11.5" x 21"	2K	27.5 kgs

### **Disclaimer**

The product information and the selection guides facilitate selection of the CDIL's Discrete Semiconductor Device(s) best suited for application in your product(s) as per your requirement. It is recommended that you completely review our Data Sheet(s) so as to confirm that the Device(s) meet functionality parameters for your application. The information furnished in the Data Sheet and on the CDIL Web Site/CD are believed to be accurate and reliable. CDIL however, does not assume responsibility for inaccuracies or incomplete information. Furthermore, CDIL does not assume liability whatsoever, arising out of the application or use of any CDIL product; neither does it convey any license under its patent rights nor rights of others. These products are not designed for use in life saving/support appliances or systems. CDIL customers selling these products (either as individual Discrete Semiconductor Devices or incorporated in their end products), in any life saving/support appliances or systems or applications do so at their own risk and CDIL will not be responsible for any damages resulting from such sale(s).

CDIL strives for continuous improvement and reserves the right to change the specifications of its products without prior notice.



CDIL is a registered Trademark of  
Continental Device India Limited

C-120 Naraina Industrial Area, New Delhi 110 028, India.  
Telephone + 91-11-579 6150 Fax + 91-11-579 9569, 579 5290  
e-mail sales@cdil.com www.cdil.com