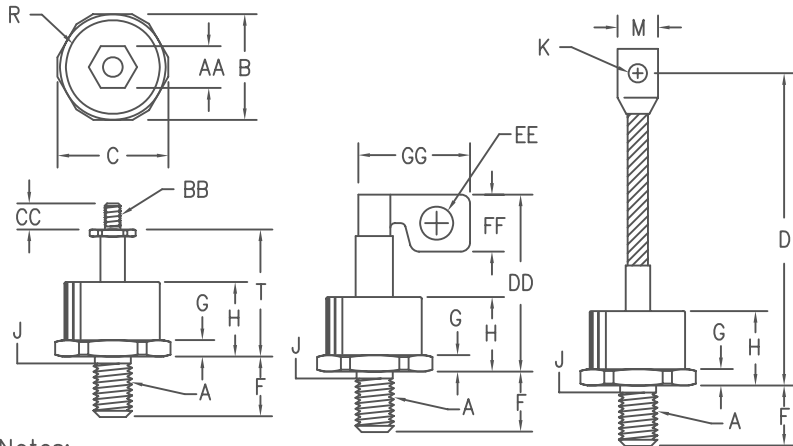


Silicon Power Rectifier S/R43 Series



Notes:

1. 3/8-24 UNF-3A
2. Full threads within 2 1/2 threads
3. Accepts 1/4-28 UNF-2B Nut
4. Reverse polarity; Stud is Anode

Dim.	Inches		Millimeter		Notes
	Minimum	Maximum	Minimum	Maximum	
A	---	---	---	---	1
B	1.040	1.060	26.67	26.92	
C	---	1.166	---	29.61	
D	4.30	4.70	109.22	119.38	
F	.610	.640	15.49	16.25	
G	.213	.233	5.41	5.66	
H	---	.745	---	18.92	
J	.344	.373	8.74	9.47	2
K	.276	.286	7.01	7.26	
M	.465	.670	11.81	17.78	
R	---	.850	---	21.59	Dia
T	1.426	---	36.22	---	
AA	.422	.453	10.84	11.09	
BB	---	---	---	---	3
CC	.407	---	10.33	---	
DD	---	1.75	---	44.45	
EE	.215	.225	5.46	5.72	Dia
FF	.360	.390	9.14	9.91	
GG	.740	.750	18.80	19.05	

Microsemi Catalog Number	JEDEC Numbers	Peak Reverse Voltage
	1N2436	50V
*S4310	1N2437 1N3288A 1N4587	100V
	1N2438	150V
*S4320	1N2439 1N3289A 1N4588	200V
	1N2440	250V
*S4330	1N2441 1N3290A 1N4589	300V
	1N2442	350V
*S4340	1N2443 1N3291A 1N4590	400V
*S4350	1N2444 1N3292A 1N4591	500V
*S4360	1N2445 1N3293A 1N4592	600V
*S4380	1N3294A 1N4593	800V
*S43100	1N3295A 1N4594	1000V
*S43120	1N3296A 1N4595	1200V
*S43140	1N3297A 1N4596	1400V
*S43160		1600V

*For Reverse Polarity, change S to R
For 1N types, add R suffix for Reverse Polarity
Add the suffix TS to the part number if Top Stud; F for Flag

D0205AA (D08)

- Soft recovery
- Glass Passivated Die
- 2500 Amps Surge Rating
- Glass to metal seal construction
- VRRM to 1600V

Electrical Characteristics

Average forward current	IF(AV) 150 Amps	$T_C = 148^\circ\text{C}$, Half_Sine Wave, $R_{\theta JC} = 0.35^\circ\text{C/W}$
Maximum surge current	IFSM 2500 Amps	8.3ms, half sine, $T_J = 200^\circ\text{C}$
Max $I^2 t$ for fusing	$I^2 t$ 26000 A^2s	
Max peak forward voltage	V _{FM} 1.1 Volts	I _{FM} = 200A; $T_J = 25^\circ\text{C}$ *
Max peak reverse current	I _{RM} 50 μA	V _R RRM, $T_J = 25^\circ\text{C}$
Max peak reverse current	I _{RM} 5.0 mA	V _R RRM, $T_J = 150^\circ\text{C}$
Max Recommended Operating Frequency	7.5kHz	

*Pulse test: Pulse width 300 μsec . Duty cycle 2%

Thermal and Mechanical Characteristics

Storage temperature range	T _{STG}	-65°C to 200°C
Operating junction temp range	T _J	-65°C to 200°C
Maximum thermal resistance	R _{θJC}	0.35°C/W Junction to Case
Mounting torque		80-100 inch pounds
Weight		2.75 ounces (78 grams) typical

S/R43

Figure 1
Typical Forward Characteristics

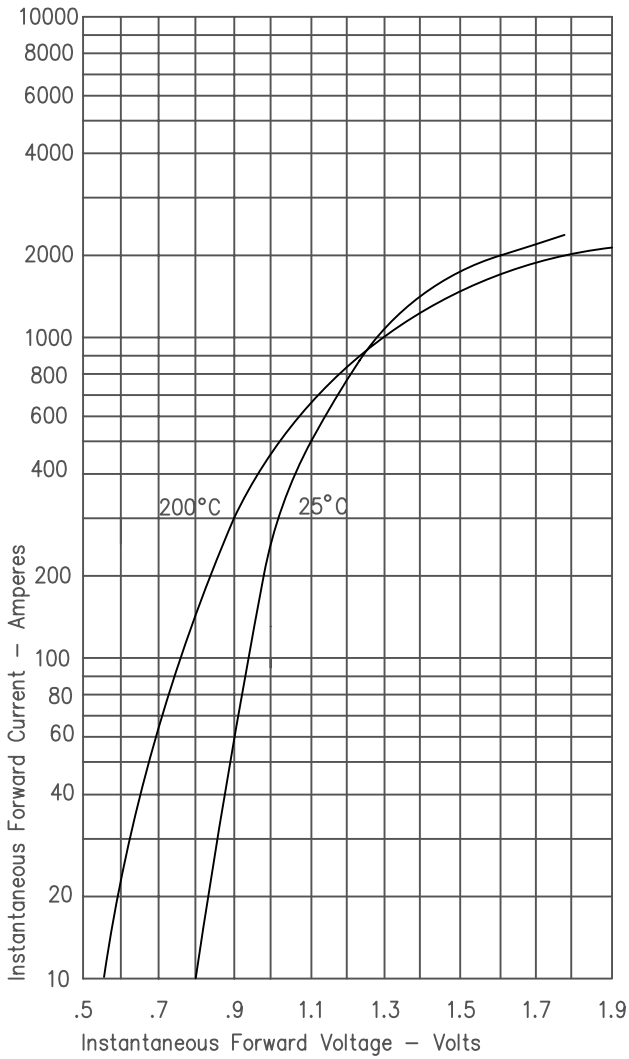


Figure 3
Forward Current Derating

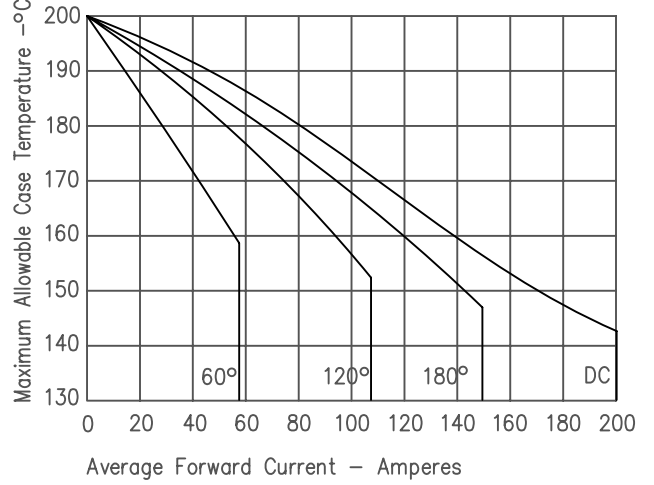


Figure 4
Maximum Forward Power Dissipation

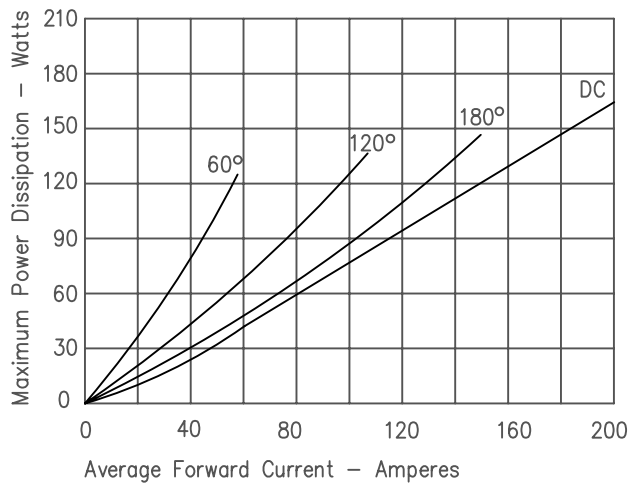


Figure 2
Typical Reverse Characteristics

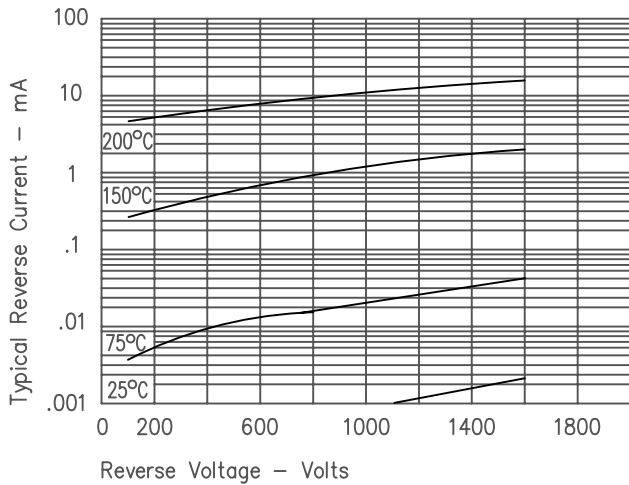


Figure 5
Transient Thermal Impedance

