

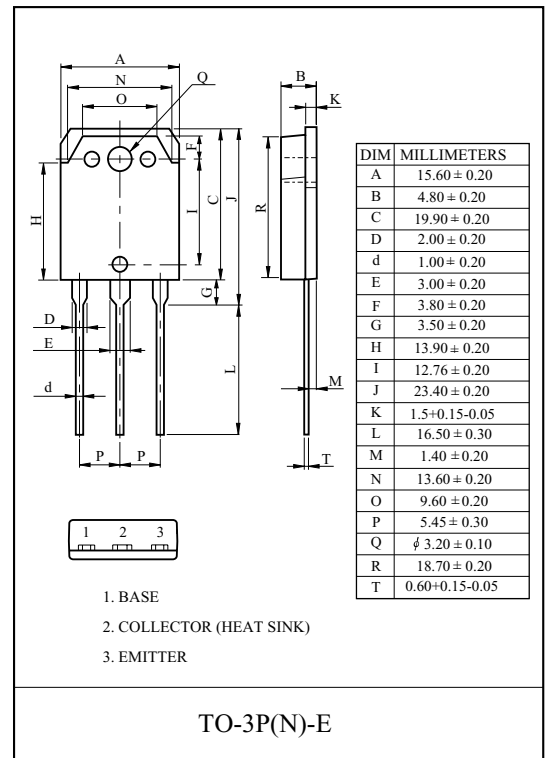
HIGH POWER AMPLIFIER APPLICATION.

FEATURES

- Recommended for 75W Audio Frequency Amplifier Output Stage.
- Complementary to TIP35CA.
- $I_{cmax}:-25A$.

MAXIMUM RATING (Ta=25 °C)

CHARACTERISTIC	SYMBOL	RATING	UNIT
Collector-Base Voltage	V_{CBO}	-100	V
Collector-Emitter Voltage	V_{CEO}	-100	V
Emitter-Base Voltage	V_{EBO}	-5	V
Collector Current	I_C	-25	A
Base Current	I_B	-5.0	A
Collector Power Dissipation (Tc=25 °C)	P_C	125	W
Junction Temperature	T_j	150	°C
Storage Temperature Range	T_{stg}	-55 ~ 150	°C



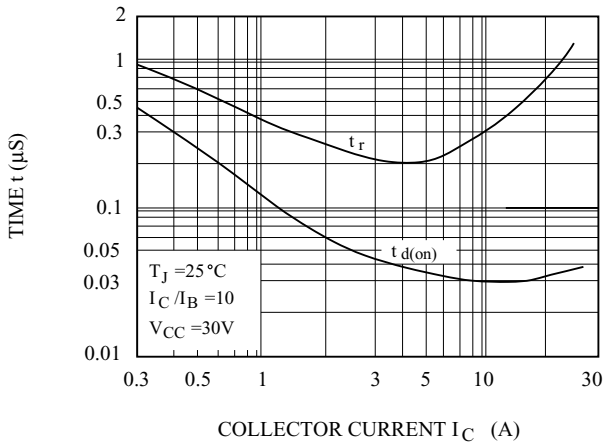
ELECTRICAL CHARACTERISTICS (Ta=25 °C)

CHARACTERISTIC	SYMBOL	TEST CONDITION	MIN.	TYP.	MAX.	UNIT
Collector Cut-off Current	I_{CBO}	$V_{CB}=-100V, I_E=0$	-	-	-10	μA
Emitter Cut-off Current	I_{EBO}	$V_{EB}=-5V, I_C=0$	-	-	-10	μA
Collector-emitter Breakdown Voltage	$V_{(BR)CEO}$	$I_C=-50mA, I_B=0$	-100	-	-	V
DC Current Gain	$h_{FE}(1)$ (Note)	$V_{CE}=-5V, I_C=-1.5A$	55	-	160	
	$h_{FE}(2)$	$V_{CE}=-4V, I_C=-15A$	15	-	-	
Collector-Emitter Saturation Voltage	$V_{CE(sat)}(1)$	$I_C=-15A, I_B=-1.5A$	-	-	-1.8	V
	$V_{CE(sat)}(2)$	$I_C=-25A, I_B=-5.0A$	-	-	-4.0	
Base-Emitter Voltage	V_{BE}	$V_{CE}=-5V, I_C=-5A$	-	-	-1.5	V
Transition Frequency	f_T	$V_{CE}=-5V, I_C=-1A$	3.0	-	-	MHz

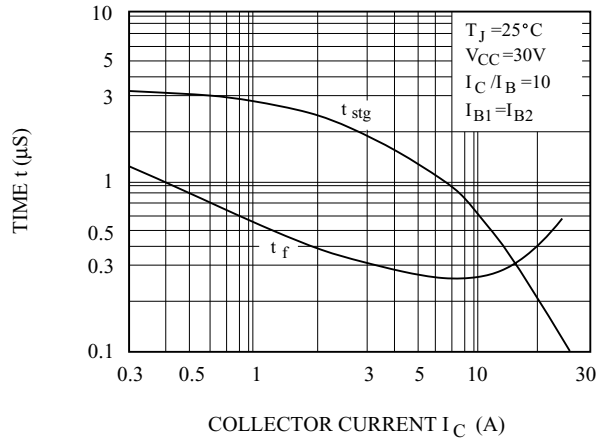
Note : $h_{FE}(1)$ Classification R:55~110, O:80~160

TIP36CA

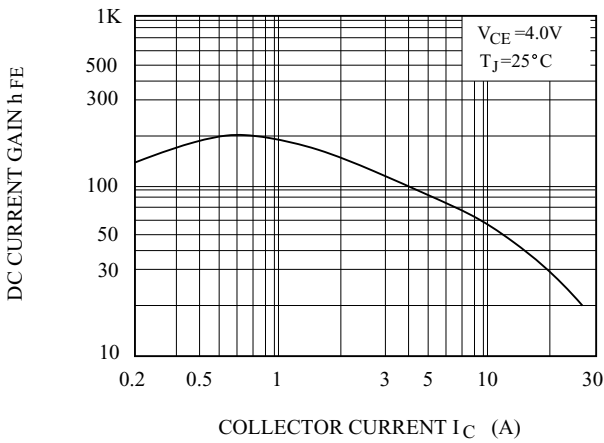
SWITCHING CHARACTERISTICS



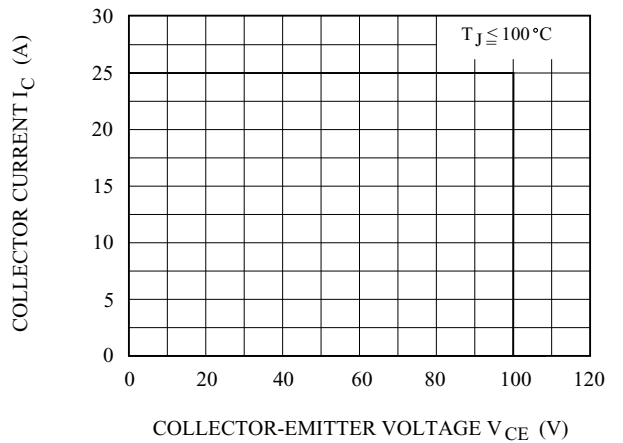
SWITCHING CHARACTERISTICS



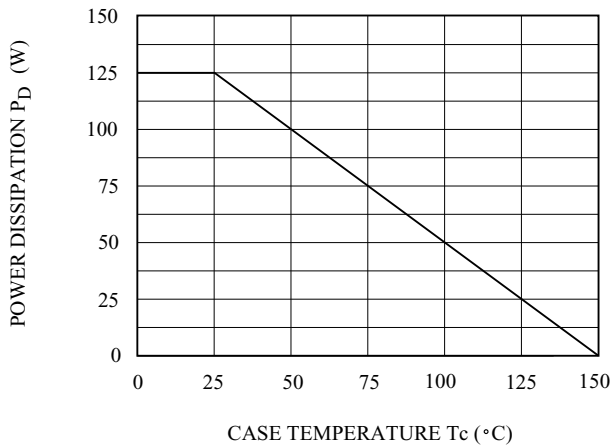
$h_{FE} - I_C$



REVERSE BIAS SAFE OPERATING AREA



$P_D - T_c$



FORWARD BIAS SAFE OPERATING AREA

