



NEW P6SMB6.8CA
THRU
P6SMB200CA



**BI-DIRECTIONAL
GLASS PASSIVATED JUNCTION
TRANSIENT VOLTAGE SUPPRESSOR
600 WATTS, 6.8 THRU 200 VOLTS**



Central™
Semiconductor Corp.

DESCRIPTION

The CENTRAL SEMICONDUCTOR P6SMB6.8CA Series types are Surface Mount Bi-Directional Glass Passivated Junction Transient Voltage Suppressors designed to protect voltage sensitive components from high voltage transients. **THIS DEVICE IS MANUFACTURED WITH A GLASS PASSIVATED CHIP FOR OPTIMUM RELIABILITY.**

Note: For Uni-directional devices, please refer to the P6SMB6.8A Series data sheet.

Specified by
BREAKDOWN
VOLTAGE

MAXIMUM RATINGS (T_A=25°C)

Peak Power Dissipation
Peak Forward Surge Current (JEDEC Method)
Operating and Storage
Junction Temperature

SYMBOL		UNITS
P _{PM}	600	W
I _{FSM}	100	A
T _J , T _{stg}	-65 to +150	°C

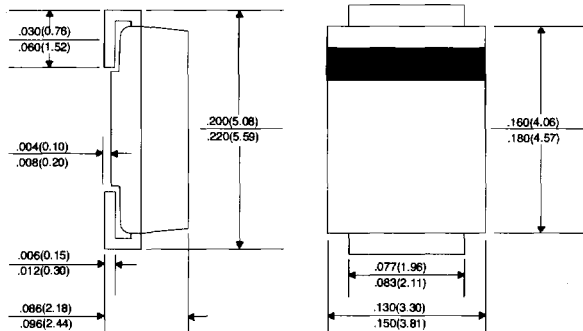
ELECTRICAL CHARACTERISTICS (T_A=25°C)

TYPE NO.	BREAKDOWN VOLTAGE				WORKING PEAK REVERSE VOLTAGE V _{RWM} VOLTS	MAXIMUM REVERSE LEAKAGE @ V _{RWM} I _R µA	MAXIMUM REVERSE SURGE CURRENT I _{RSM} A	MAXIMUM REVERSE VOLTAGE @ I _{RSM} V _{RSM} VOLTS	MAXIMUM TEMP. COEFFICIENT of V _{BR} %/°C	MARKING CODE
	V _{BR}			@ I _T mA						
	VOLTS									
	MIN	NOM	MAX							
P6SMB6.8CA	6.45	6.8	7.14	10	5.8	1000	57	10.5	0.057	C6V8C
P6SMB7.5CA	7.13	7.5	7.88	10	6.4	500	53	11.3	0.061	C7V5C
P6SMB8.2CA	7.79	8.2	8.61	10	7.02	200	50	12.1	0.065	C8V2C
P6SMB9.1CA	8.65	9.1	9.55	1	7.78	50	45	13.4	0.068	C9V1C
P6SMB10CA	9.5	10	10.5	1	8.55	10	41	14.5	0.073	C10C
P6SMB11CA	10.5	11	11.6	1	9.4	5	38	15.6	0.075	C11C
P6SMB12CA	11.4	12	12.6	1	10.2	5	36	16.7	0.078	C12C
P6SMB13CA	12.4	13	13.7	1	11.1	5	33	18.2	0.081	C13C
P6SMB15CA	14.3	15	15.8	1	12.8	5	28	21.2	0.084	C15C
P6SMB16CA	15.2	16	16.8	1	13.6	5	27	22.5	0.086	C16C
P6SMB18CA	17.1	18	18.9	1	15.3	5	24	25.2	0.088	C18C
P6SMB20CA	19.0	20	21.0	1	17.1	5	22	27.7	0.090	C20C

TYPE NO.	BREAKDOWN VOLTAGE				WORKING PEAK REVERSE VOLTAGE V_{RWM}	MAXIMUM REVERSE LEAKAGE @ V_{RWM} I_R μA	MAXIMUM REVERSE SURGE CURRENT I_{RSM} A	MAXIMUM REVERSE VOLTAGE @ I_{RSM} V_{RSM}	MAXIMUM TEMP. COEFFICIENT of V_{BR} %/°C	MARKING CODE
	V_{BR}			$@ I_T$ mA						
	VOLTS									
	MIN	NOM	MAX							
P6SMB22CA	20.9	22	23.1	1	18.8	5	20	30.6	0.092	C22C
P6SMB24CA	22.8	24	25.2	1	20.5	5	18	33.2	0.094	C24C
P6SMB27CA	25.7	27	28.4	1	23.1	5	16	37.5	0.096	C27C
P6SMB30CA	28.5	30	31.5	1	25.6	5	14.4	41.4	0.097	C30C
P6SMB33CA	31.4	33	34.7	1	28.2	5	13.2	45.7	0.098	C33C
P6SMB36CA	34.2	36	37.8	1	30.8	5	12.0	49.9	0.099	C36C
P6SMB39CA	37.1	39	41.0	1	33.3	5	11.2	53.9	0.100	C39C
P6SMB43CA	40.9	43	45.2	1	36.8	5	10.1	59.3	0.101	C43C
P6SMB47CA	44.7	47	49.4	1	40.2	5	9.3	64.8	0.101	C47C
P6SMB51CA	48.5	51	53.6	1	43.6	5	8.6	70.1	0.102	C51C
P6SMB56CA	53.2	56	58.8	1	47.8	5	7.8	77	0.103	C56C
P6SMB62CA	58.9	62	65.1	1	53.0	5	7.1	85	0.104	C62C
P6SMB68CA	64.6	68	71.4	1	58.1	5	6.5	92	0.104	C68C
P6SMB75CA	71.3	75	78.8	1	64.1	5	5.8	103	0.105	C75C
P6SMB82CA	77.9	82	86.1	1	70.1	5	5.3	113	0.105	C82C
P6SMB91CA	86.5	91	95.5	1	77.8	5	4.8	125	0.106	C91C
P6SMB100CA	95.0	100	105	1	85.5	5	4.4	137	0.106	C100C
P6SMB110CA	104.5	110	115.5	1	94.0	5	4.0	152	0.107	C110C
P6SMB120CA	114	120	126	1	102	5	3.6	165	0.107	C120C
P6SMB130CA	123.5	130	136.5	1	111	5	3.3	179	0.107	C130C
P6SMB150CA	142.5	150	157.5	1	128	5	2.9	207	0.108	C150C
P6SMB160CA	152	160	168	1	136	5	2.7	219	0.108	C160C
P6SMB170CA	161.5	170	178.5	1	145	5	2.6	234	0.108	C170C
P6SMB180CA	171	180	189	1	154	5	2.4	246	0.108	C180C
P6SMB200CA	190	200	210	1	171	5	2.2	274	0.108	C200C

All dimensions in inches (mm).

TOP VIEW



DATA SHEET

R2