



DATA SHEET

BAV19W~BAV21W

SURFACE MOUNT SWITCHING DIODES

VOLTAGE 120-250 Volts **POWER** 410mWatts

FEATURES

- Fast switching speed.
- Surface mount package Ideally Suited for Automatic insertion
- Electrically Identical to Standard JEDEC
- High Conductance
- Lead free in comply with EU RoHS 2002/95/EC directives.
- Green molding compound as per IEC61249 Std. . (Halogen Free)

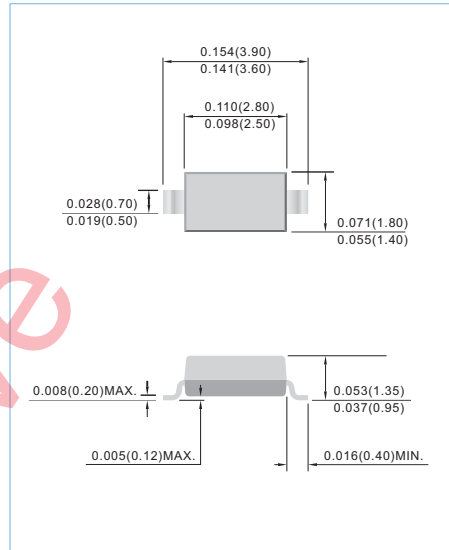
MECHANICAL DATA

Case: SOD-123, Plastic

Terminals: Solderable per MIL-STD-750, Method 2026

Approx. Weight: 0.0004 ounces, 0.01 grams

SOD-123 Unit : inch(mm)



MAXIMUM RATINGS AND ELECTRICAL CHARACTERISTICS

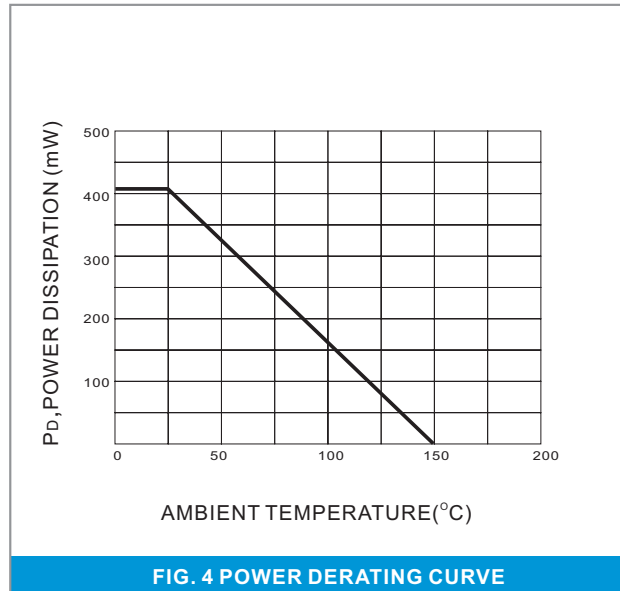
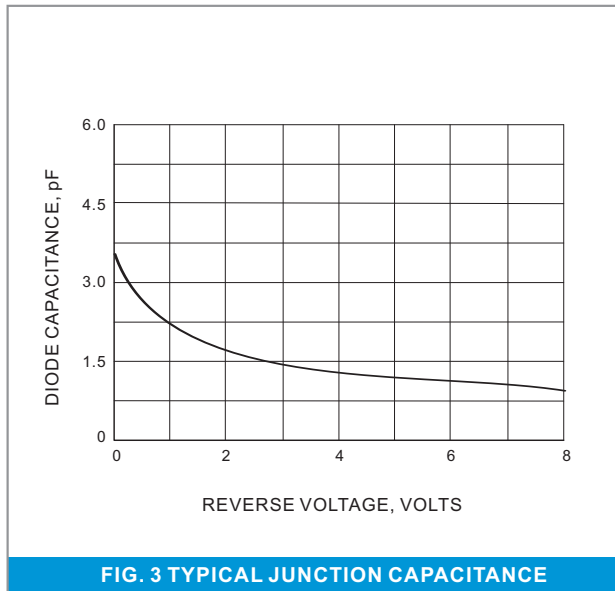
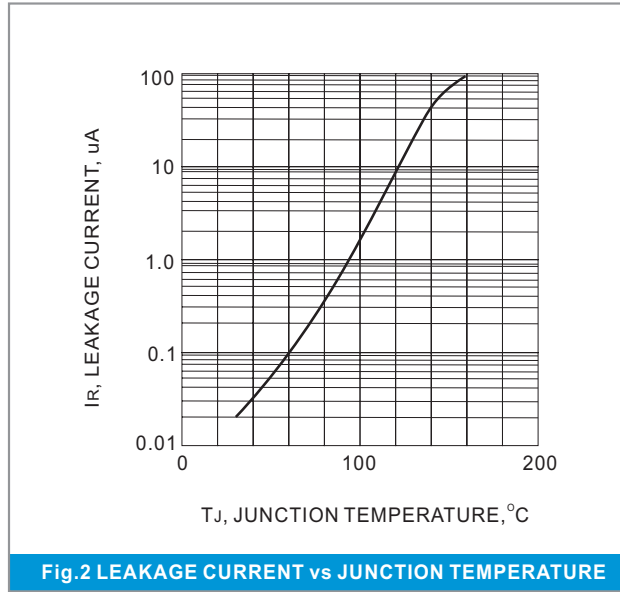
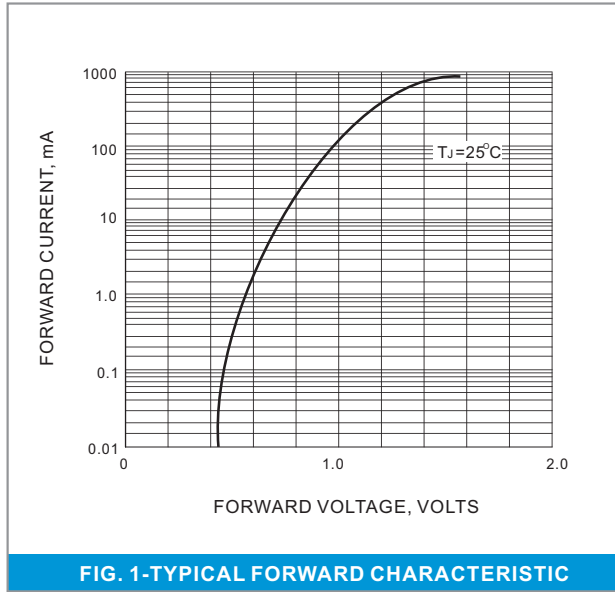
Ratings at 25°C ambient temperature unless otherwise specified. For capacitive load, derate current by 20%.

PARAMETER	SYMBOL	BAV19W	BAV20W	BAV21W	UNITS
Marking Code		A8	A80	A82	
Reverse Voltage	V _R	100	150	200	V
Peak Reverse Voltage	V _{RM}	120	200	250	V
Rectified Current (Average), Half Wave Rectification with Resistive Load and f >=50 Hz	I _O	200			mA
Peak Forward Surge Current, 1.0ms	I _{FSM}	4.0			A
Power Dissipation Derate Above 25°C	P _{TOT}	410			mW
Maximum Forward Voltage at 0.1A	V _F	1.0			V
Maximum Reverse Current at T _J =25°C	I _R	0.1@100	0.1@150	0.1@200	uA
Typical Junction Capacitance(Notes1)	C _J	5.0			pF
Maximum Reverse Recovery (Notes2)	T _{RR}	50			ns
Typical Thermal Resistance	RθJA	450			°C / W
Operating Junction and Storage Temperature Range	T _J , T _{STG}	-55 to +150			°C

NOTE:

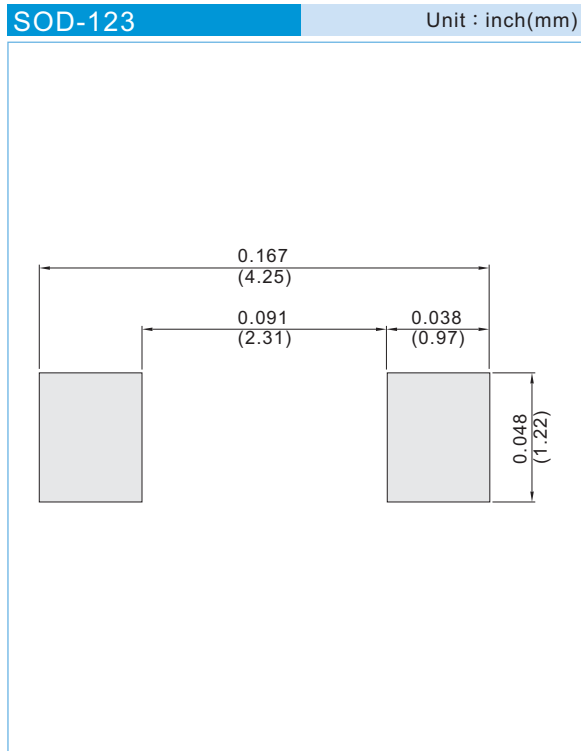
1. C_J at V_R=0, f=1MHZ

2. From I_F=10mA to I_R=1mA, V_R=6Volts, R_L=100Ω





MOUNTING PAD LAYOUT



ORDER INFORMATION

- Packing information
 - T/R - 10K per 13" plastic Reel
 - T/R - 3K per 7" plastic Reel

LEGAL STATEMENT

Copyright PanJit International, Inc 2012

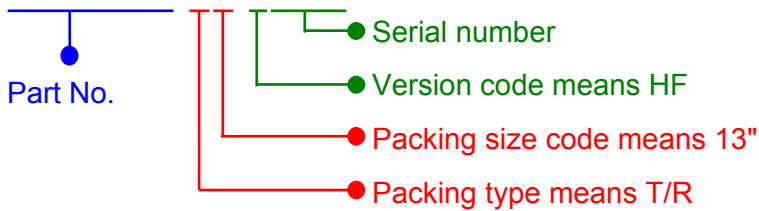
The information presented in this document is believed to be accurate and reliable. The specifications and information herein are subject to change without notice. Pan Jit makes no warranty, representation or guarantee regarding the suitability of its products for any particular purpose. Pan Jit products are not authorized for use in life support devices or systems. Pan Jit does not convey any license under its patent rights or rights of others.



Part No_packing code_Version

For example :

RB500V-40_R2_00000



Packing Code XX				Version Code XXXXX		
Packing type	1st Code	Packing size code	2nd Code	HF or RoHS	1st Code	2nd~5th Code
T/B	A	N/A	0	HF	0	serial number
T/R	R	7"	1	RoHS	1	serial number
B/P	B	13"	2			
T/P	T	26mm	X			
TRR	S	52mm	Y			
TRL	L	PBCU	U			
FORMING	F	PBCD	D			