

**Pin Headers**  
**PCB Mount, 2.0mm Pitch**

**Product Specification:**

**Materials and Finish**

**Insulator:** Glass-reinforce thermoplastic, UL-94V-0 rated, color-black

**Contact:** Phosphor Bronze per QQ-B-750, plated full 100µ" tin/lead or selected gold in mating area; 100µ" min. tin-lead on termination area, with entire contact under-plated 50µ" min. nickel

**Electrical**

**Contact Resistance:** 30 milliohms max. at 1 ampere DC

**Insulation Resistance:** 1000 megohms at 500 VDC

**Dielectric Withstanding Voltage:** 500 VAC/rms 60Hz for one minute

**Current Rating:** 1 ampere per contact

**Voltage Rating:** 250 VAC/rms 60Hz

**Mechanical**

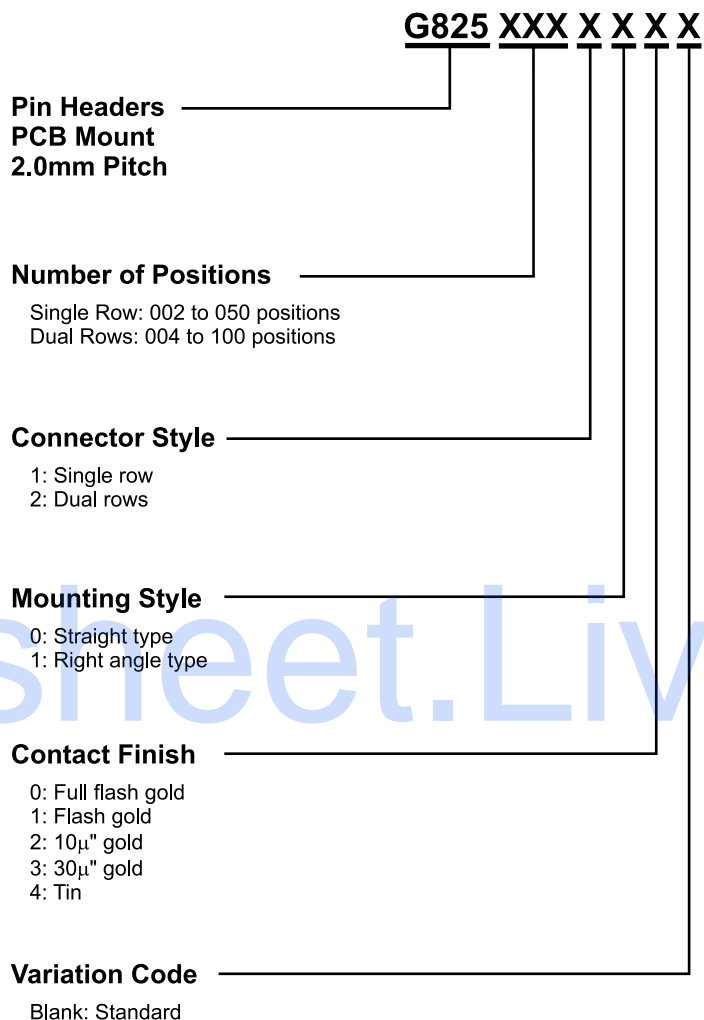
**Contact Retention:** 2.0 kgs minimum per contact

**Durability:** See page 9

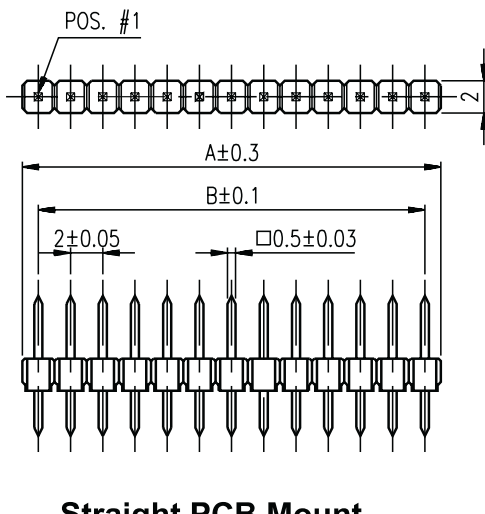

**Related Product Data**

**PC Board Layout:** See page 39

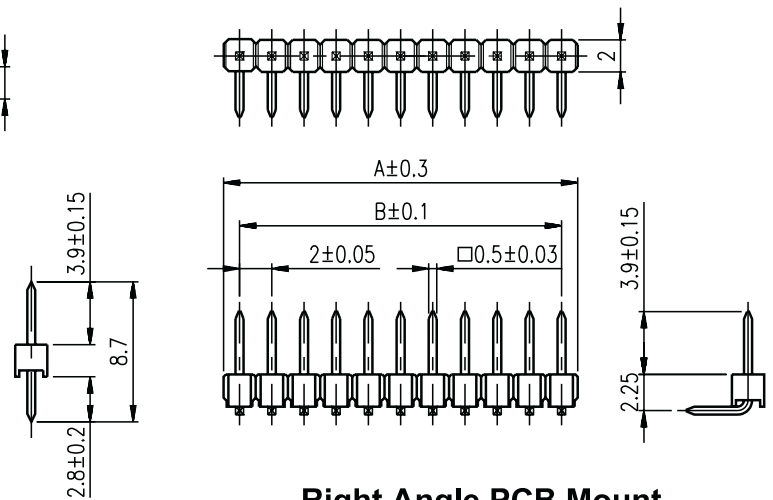
**Ordering Information:**



Pin Headers  
PCB Mount, Single Row, 2.0mm Pitch



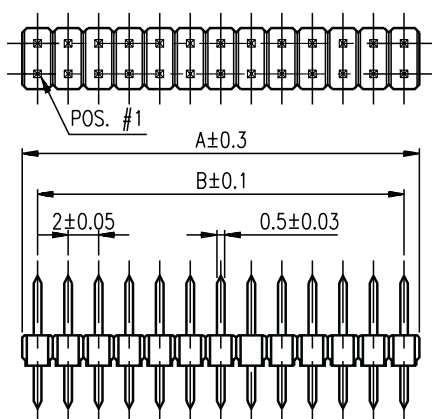
Straight PCB Mount



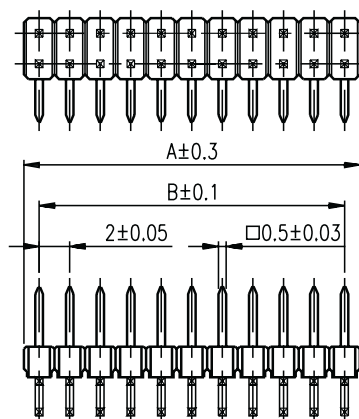
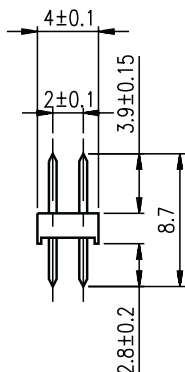
Right Angle PCB Mount

No. of Positions	Dimensions (mm)		No. of Positions	Dimensions (mm)		No. of Positions	Dimensions (mm)	
	A	B		A	B		A	B
2	4	2	19	38	36	36	72	70
3	6	4	20	40	38	37	74	72
4	8	6	21	42	40	38	76	74
5	10	8	22	44	42	39	78	76
6	12	10	23	46	44	40	80	78
7	14	12	24	48	46	41	82	80
8	16	14	25	50	48	42	84	82
9	18	16	26	52	50	43	86	84
10	20	18	27	54	52	44	88	86
11	22	20	28	56	54	45	90	88
12	24	22	29	58	56	46	92	90
13	26	24	30	60	58	47	94	92
14	28	26	31	62	60	48	96	94
15	30	28	32	64	62	49	98	96
16	32	30	33	66	64	50	100	98
17	34	32	34	68	66			
18	36	34	35	70	68			

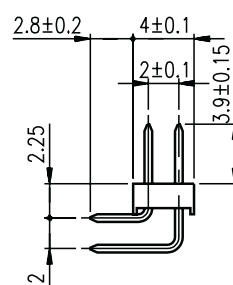
## Pin Headers PCB Mount, Dual Rows, 2.0mm Pitch



**Straight PCB Mount**

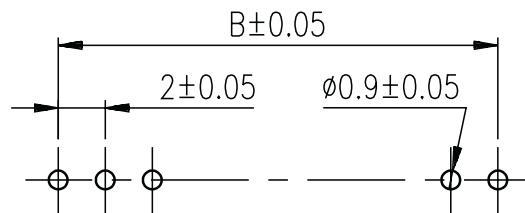


**Right Angle PCB Mount**

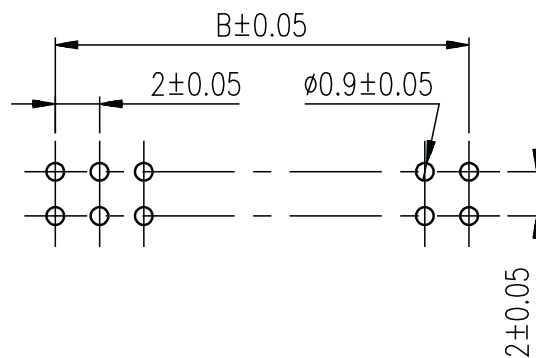


No. of Positions	Dimensions (mm)		No. of Positions	Dimensions (mm)		No. of Positions	Dimensions (mm)	
	A	B		A	B		A	B
4	4	2	38	38	36	72	72	70
6	6	4	40	40	38	74	74	72
8	8	6	42	42	40	76	76	74
10	10	8	44	44	42	78	78	76
12	12	10	46	46	44	80	80	78
14	14	12	48	48	46	82	82	80
16	16	14	50	50	48	84	84	82
18	18	16	52	52	50	86	86	84
20	20	18	54	54	52	88	88	86
22	22	20	56	56	54	90	90	88
24	24	22	58	58	56	92	92	90
26	26	24	60	60	58	94	94	92
28	28	26	62	62	60	96	96	94
30	30	28	64	64	62	98	98	96
32	32	30	66	66	64	100	100	98
34	34	32	68	68	66			
36	36	34	70	70	68			

**Recommended PCB Layouts  
Pin Headers, 2.0mm Pitch**



**Single Row**



**Dual Rows**