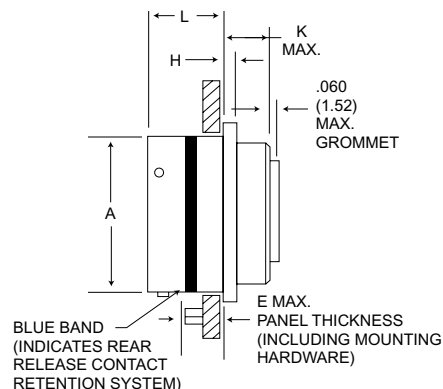
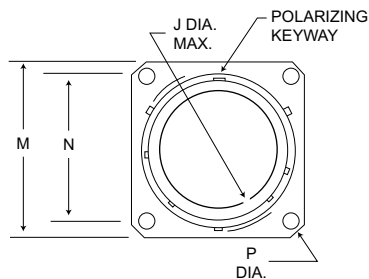


Box Mounting Rectacle (Back Panel)

MS27505E
(MS service class E)

KJL5E



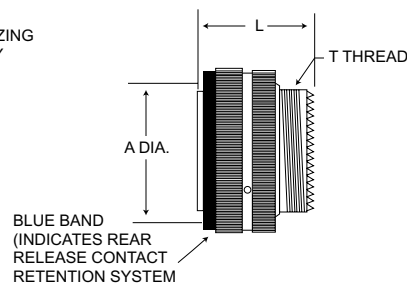
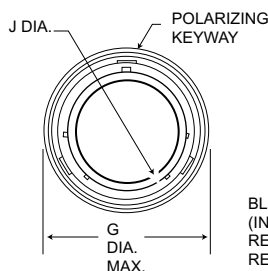
NOTE: This connector does not accommodate backshells.

Shell Size	A Dia. Max.	E Max.	H Max.	J Dia. Max.	K Max.	L Max.	M Max.	N T.P.	P Dia. Max.
9	.573 (14.55)	.234 (5.94)	.100 (2.54)	.662 (16.81)	.219 (5.56)	.820 (20.83)	.958 (24.33)	.719 (18.26)	.138 (3.51)
11	.701 (17.81)	.234 (5.94)	.100 (2.54)	.810 (20.57)	.219 (5.56)	.820 (20.83)	1.051 (26.70)	.812 (20.62)	.138 (3.51)
13	.851 (21.62)	.234 (5.94)	.100 (2.54)	.960 (24.38)	.219 (5.56)	.820 (20.83)	1.145 (29.08)	.906 (23.01)	.138 (3.51)
15	.976 (24.79)	.234 (5.94)	.100 (2.54)	1.085 (27.56)	.219 (5.56)	.820 (20.83)	1.239 (31.47)	.969 (24.61)	.138 (3.51)
17	1.101 (27.97)	.234 (5.94)	.100 (2.54)	1.210 (30.73)	.219 (5.56)	.820 (20.83)	1.332 (33.83)	1.062 (26.97)	.138 (3.51)
19	1.208 (30.68)	.234 (5.94)	.100 (2.54)	1.317 (33.45)	.219 (5.56)	.820 (20.83)	1.458 (37.03)	1.156 (29.36)	.138 (3.51)
21	1.333 (33.86)	.204 (5.18)	.130 (3.30)	1.442 (36.63)	.250 (6.35)	.790 (20.07)	1.582 (40.18)	1.250 (31.75)	.138 (3.51)
23	1.458 (37.03)	.204 (5.18)	.130 (3.30)	1.567 (39.80)	.250 (6.35)	.790 (20.07)	1.708 (43.38)	1.375 (34.93)	.157 (3.99)
25	1.583 (40.21)	.193 (4.90)	.130 (3.30)	1.692 (42.98)	.250 (6.35)	.790 (20.07)	1.832 (46.53)	1.500 (38.10)	.157 (3.99)

Straight Plug Grounded

MS27467
(MS service class E, P, T)

KJL6



NOTE: For backshell dimensions and configurations, see pages 135 and 136.

Shell Size	A Max.	G Dia. Max.	J Dia. Max.	(Class T)		Overall Length With Backshells	
				L Max.	T Thread	F Cable Clamp	P Potting Max.
9	.585 (14.86)	.859 (21.82)	.483 (12.27)	1.234 (31.34)	7/16-28UNEF-2A	1.793 (45.54)	1.671 (42.44)
11	.717 (18.21)	.984 (24.99)	.611 (15.52)	1.234 (31.34)	9/16-24UNEF-2A	1.793 (45.54)	1.671 (42.44)
13	.866 (22.00)	1.156 (29.36)	.760 (19.30)	1.234 (31.34)	11/16-24UNEF-2A	1.793 (45.54)	1.671 (42.44)
15	.990 (25.15)	1.281 (32.54)	.885 (22.48)	1.234 (31.34)	13/16-20UNEF-2A	1.793 (45.54)	1.671 (42.44)
17	1.115 (28.32)	1.406 (35.71)	1.010 (25.65)	1.234 (31.34)	15/16-20UNEF-2A	1.913 (48.59)	1.671 (42.44)
19	1.222 (31.04)	1.516 (38.51)	1.115 (28.32)	1.234 (31.34)	1-1/16-18UNEF-2A	1.943 (49.35)	1.671 (42.44)
21	1.347 (34.21)	1.641 (41.68)	1.240 (31.50)	1.234 (31.34)	1-3/16-18UNEF-2A	1.943 (49.35)	1.766 (44.86)
23	1.472 (37.39)	1.766 (44.86)	1.365 (34.67)	1.234 (31.34)	1-5/16-18UNEF-2A	1.943 (49.35)	1.766 (44.86)
25	1.597 (40.56)	1.891 (48.03)	1.490 (37.85)	1.234 (31.34)	1-7/16-18UNEF-2A	1.943 (49.35)	1.766 (44.86)

Performance Specifications-Pages 115-116

Contacts, Sealing Plugs, Assembly Tools - Pages 134, 136-137

Contact Arrangements - Pages 132-133