




HEXFET Power MOSFETS




HEXSense Current Sensing N-Channel

Part Number	V _{DS} Drain Source Voltage (Volts)	R _{DS(on)} On-State Resistance (Ohms)	I _D Continuous Drain Current 25°C Case (Amps)	I _{DM} Pulse Drain Current (Amps)	P _D Max Power Dissipation (Watts)	Nominal Sense Ratio	Case Outline Number (3)	Case Style
IRCZ24 IRCZ34 IRCZ44	60	0.10 0.05 0.028	17 30 50	68 120 200	60 75 150	780 1512 2590	H-6	5 PIN TO-220 SIMILAR to TO-204AA (1) 
IRC531	80	0.16	14	56	79	1465		
IRC530 IRC540	100	0.16 0.077	14 29	56 120	79 150	1465 2680		
IRC630 IRC640	200	0.40 0.18	9 18	30 72	74 125	1490 2740		
IRC634 IRC644	250	0.45 0.28	8.1 14	32 56	74 125	1490 2770		
IRC730 IRC740	400	1.0 0.55	5.5 10	19 40	74 125	1525 2800		
IRC832 IRC830 IRC840	500	2.0 1.50 0.85	4.0 4.5 8.0	13 15 32	74 74 125	1520 1520 2780		

Surface Mount Devices N-Channel

Part Number	V _{DS} Drain Source Voltage (Volts)	R _{DS(on)} On-State Resistance (Ohms)	I _D Continuous Drain Current 25°C Case (Amps)	I _{DM} Pulse Drain Current (Amps)	P _D Max Power Dissipation (Watts)	Case Outline Number (3)	Notes	Case Style
IRFS123	60	3.2	0.75	2.5	3.5	H3	(2)	TO-243AA SOT-89 
IRFS120	100	2.4	0.9	3.5				
IRFR012 IRFR010 IRFR022 IRFR020	50	0.30 0.20 0.12 0.10	6.7 8.2 14 15	27 33 56 60	25 25 42 42	H1		TO-252AA D-PAK 
IRFR024 IRFR014	60	0.10 0.20	16 8.4	64 34	40 20			
IRFR111 IRFR121	80	0.54 0.27	4.7 8.4	17 34	30 50			
IRFR110 IRFR120	100	0.54 0.27	4.7 8.4	17 34	30 50			
IRFR212 IRFR210 IRFR222 IRFR220	200	2.4 1.5 1.2 0.80	2.1 2.7 3.9 4.8	8.4 11 16 19	25 25 42 42			
IRFR214 IRFR224	250	2.0 1.1	2.2 4.0	8.8 16	20 40			
IRFR310 IRFR320	400	3.6 1.8	1.7 3.1	4.3 12	25 42			
IRFR420	500	3.0	2.4	7.7	42			
IRFRC20	600	4.4	2.0	8.0	42			

Surface Mount Devices P-Channel

Part Number	V _{DS} Drain Source Voltage (Volts)	R _{DS(on)} On-State Resistance (Ohms)	I _D Continuous Drain Current 25°C Case (Amps)	I _{DM} Pulse Drain Current (Amps)	P _D Max Power Dissipation (Watts)	Case Outline Number (3)	Notes	Case Style
IRFR9010 IRFR9022 IRFR9020	-50	0.50 0.30 0.28	-5.3 -9.0 -9.9	-21 -36 -40	25 42 42	H1	(2)	TO-252AA D-Pak 
IRFR9014 IRFR9024	-60	0.50 0.28	-5.3 -9.9	-21 -40	25 42			
IRFR9111 IRFR9121	-80	1.20 0.60	-3.2 -5.9	-13 -24	25 42			
IRFR9110 IRFR9120	-100	1.20 0.60	-3.2 -5.9	-13 -24	25 42			
IRFR9212 IRFR9210 IRFR9222 IRFR9220	-200	4.50 3.00 2.40 1.50	-1.6 -2.0 -2.8 -3.6	-6.4 -8.0 -11 -14	25 25 42 42			

(1) For lead formed options see rear of section
 (2) For tape and reel options see rear of section

(3) For case outline drawing see rear of section