



JMD Series 0.5mm Connectors



Features: • Smooth connection: The bellows type contacts, mating is very smooth • Distortion Prevention Construction: Box shaped plug housing has guide ribs on both ends which prevents distortion • Wide Range of Circuits: Number of circuits available are: 20 to 100, every 10 circuits
Specifications: • Current Rating: 0.5A AC/DC • Voltage Rating: 50V AC/DC • Temperature Range: -25°C ~ 85°C • Withstanding Voltage: 100V AC/minute • Contacts: Gold Plated

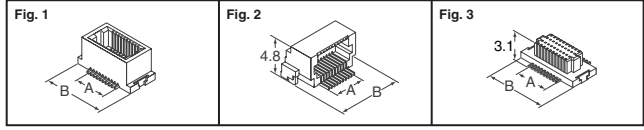


Fig. Circuits	Dim. (mm) A B	Digi-Key Part No.	Cut Tape Pricing 10 100 500	Tape and Reel* Pricing 1,500	JST Part No.
Top Entry Plug					
4.5mm Stacking Height					
1	20 4.5 9.1	455-1458-1-ND	16.92 151.42 668.04	—	20P-JMDSS-G-1-TF
	40 9.5 14.1	455-1459-1-ND	20.53 183.68 810.34	—	40P-JMDSS-G-1-TF
	80 19.5 24.1	455-1463-1-ND	42.85 383.40 1691.48	—	80P-JMDSS-G-1-TF
4.5mm Stacking Height — RoHS Compliant					
1	20 4.5 9.1	455-1874-1-ND	17.77 158.99 701.44	748.00/M	20P-JMDSS-G-1-TF(S)(LF)(SN)
	40 9.5 14.1	455-1875-1-ND	20.53 183.68 810.34	864.00/M	40P-JMDSS-G-1-TF(S)(LF)(SN)
	50 12.0 16.6	455-1876-1-ND	24.39 218.27 962.94	1027.00/M	50P-JMDSS-G-1-TF(S)(LF)(SN)
	60 14.5 19.1	455-1877-1-ND	32.70 292.58 1290.79	1377.00/M	60P-JMDSS-G-1-TF(S)(LF)(SN)
	70 17.0 21.6	455-1878-1-ND	36.09 322.87 1424.44	1519.00/M	70P-JMDSS-G-1-TF(S)(LF)(SN)
	80 19.5 24.1	455-1879-1-ND	42.85 383.40 1691.48	1804.00/M	80P-JMDSS-G-1-TF(S)(LF)(SN)
	100 24.5 29.1	455-1880-1-ND	51.67 462.34 2039.74	2176.00/M	100P-JMDSS-G-1-TF(S)(LF)(SN)
5.0mm Stacking Height					
1	30 7.0 11.6	455-1465-1-ND	14.53 129.96 573.36	—	30P5.0-JMDSS-G-1-TF
5.0mm Stacking Height — RoHS Compliant					
1	30 7.0 11.6	455-1881-1-ND	19.43 173.83 766.88	818.00/M	30P5.0-JMDSS-G-1-TF(S)(LF)(SN)
6.0mm Stacking Height — RoHS Compliant					
1	50 12.0 16.6	455-1883-1-ND	28.45 254.51 1122.84	1198.00/M	50P6.0-JMDSS-G-1-TF(S)(LF)(SN)
	60 14.5 19.1	455-1884-1-ND	34.48 308.52 1361.14	1452.00/M	60P6.0-JMDSS-G-1-TF(S)(LF)(SN)
	70 17.0 21.6	455-1885-1-ND	38.16 341.45 1506.39	1607.00/M	70P6.0-JMDSS-G-1-TF(S)(LF)(SN)
Side Entry Plug					
2	20 4.5 9.1	455-1470-1-ND	13.24 118.47 522.66	—	20PS-JMDSS-G-1-TF
	30 7.0 11.6	455-1471-1-ND	16.51 147.69 651.58	—	30PS-JMDSS-G-1-TF
Side Entry Plug — RoHS Compliant					
2	20 4.5 9.1	455-1886-1-ND	13.90 124.39 548.79	585.00/M	20PS-JMDSS-G-1-TF(S)(LF)(SN)
	30 7.0 11.6	455-1887-1-ND	17.33 155.08 684.17	730.00/M	30PS-JMDSS-G-1-TF(S)(LF)(SN)
	40 9.5 14.1	455-1888-1-ND	22.59 202.08 891.54	951.00/M	40PS-JMDSS-G-1-TF(S)(LF)(SN)
	50 12.0 16.6	455-1889-1-ND	27.99 250.43 1104.84	1179.00/M	50PS-JMDSS-G-1-TF(S)(LF)(SN)
	60 14.5 19.1	455-1890-1-ND	31.10 278.24 1227.53	1309.00/M	60PS-JMDSS-G-1-TF(S)(LF)(SN)
	70 17.0 21.6	455-1891-1-ND	36.21 323.98 1429.33	1525.00/M	70PS-JMDSS-G-1-TF(S)(LF)(SN)
	80 19.5 24.1	455-1892-1-ND	51.64 462.06 2038.48	2174.00/M	80PS-JMDSS-G-1-TF(S)(LF)(SN)
	100 24.5 29.1	455-1893-1-ND	68.96 617.00 2722.07	2904.00/M	100PS-JMDSS-G-1-TF(S)(LF)(SN)
Receptacle					
3	20 4.5 9.1	455-1478-1-ND	18.83 168.44 743.12	—	20R-JMDSS-G-1-TF
Receptacle — RoHS Compliant					
3	20 4.5 9.1	455-1894-1-ND	19.77 176.86 780.28	832.30/M	20R-JMDSS-G-1-TF(S)(LF)(SN)
	30 7.0 11.6	455-1895-1-ND	21.80 195.06 860.55	918.00/M	30R-JMDSS-G-1-TF(S)(LF)(SN)
	40 9.5 14.1	455-1896-1-ND	27.40 245.18 1081.69	1153.80/M	40R-JMDSS-G-1-TF(S)(LF)(SN)
	50 12.0 16.6	455-1897-1-ND	32.65 292.14 1288.84	1375.00/M	50R-JMDSS-G-1-TF(S)(LF)(SN)
	60 14.5 19.1	455-1898-1-ND	36.36 325.32 1435.22	1530.90/M	60R-JMDSS-G-1-TF(S)(LF)(SN)
	70 17.0 21.6	455-1899-1-ND	40.06 358.45 1581.38	1686.80/M	70R-JMDSS-G-1-TF(S)(LF)(SN)
	80 19.5 24.1	455-1900-1-ND	41.51 371.38 1638.43	1747.66/M	80R-JMDSS-G-1-TF(S)(LF)(SN)
	100 24.5 29.1	455-1901-1-ND	57.09 510.77 2253.39	2403.62/M	100R-JMDSS-G-1-TF(S)(LF)(SN)

* For Tape and Reel part number, change 1-ND to 2-ND.

NEW! SUR Series 0.8mm IDC Connectors



Features: • 3 point grip construction • Super fine wires for ease in routing • Shrouded header • Twin U-slot insulation displacement section
Specifications: • Current Ratings: 0.5A AC/DC (32 AWG) • Voltage Rating: 30V DC • Temperature Range: -25°C ~ 85°C • Applicable Wire: 32, 36 AWG

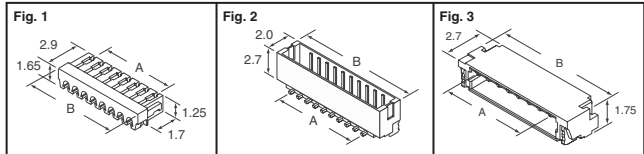


Fig. Circuits	Dimensions (mm) A B	Digi-Key Part No.	10	Pricing 100 500	JST Part No.
Housing					
1	2 0.8 2.4	455-2176-ND	4.17	34.78 139.11	02SUR-32S
	8 5.6 7.2	455-2177-ND	9.30	77.46 309.84	08SUR-32S
	12 8.8 10.4	455-2178-ND	11.78	98.21 392.83	12SUR-32S
	14 10.4 12.0	455-2179-ND	13.43	111.96 447.83	14SUR-32S
	15 11.2 12.8	455-2180-ND	13.91	115.91 463.65	15SUR-32S
	16 12.0 13.6	455-2181-ND	14.65	122.10 488.39	16SUR-32S
	20 15.2 16.8	455-2182-ND	16.37	136.41 545.64	20SUR-32S

Fig. Circuits	Dim. (mm) A B	Digi-Key Part No.	Cut Tape Pricing 10 100 500	Tape and Reel* Qty. Pricing	JST Part No.
Headers					
Top Entry (Shrouded)					
2	20 15.2 18.2	455-2030-1-ND	21.35 191.05 842.87	2,500 809.00/M	BM20B-SURS-TF(LF)(SN)
Side Entry (Shrouded)					
2	0.8 3.8	455-2039-1-ND	7.51 67.21 296.51	3,500 285.00/M	SM02B-SURS-TF(LF)(SN)
	8 5.6 8.6	455-2040-1-ND	14.73 131.81 581.49	3,500 558.00/M	SM08B-SURS-TF(LF)(SN)
	10 7.2 10.2	455-2041-1-ND	16.03 143.45 632.87	3,500 608.00/M	SM10B-SURS-TF(LF)(SN)
	15 11.2 14.2	455-2042-1-ND	21.03 188.15 830.08	3,500 797.00/M	SM15B-SURS-TF(LF)(SN)
	16 12.0 15.0	455-2043-1-ND	22.48 201.15 887.42	3,500 852.00/M	SM16B-SURS-TF(LF)(SN)

* For Tape and Reel part number, change 1-ND to 2-ND.

SH and SR Series 1.0mm Connectors



SH Series Features: • The Worlds First 1.0mm (.039") Pitch Crimp Style Connector • Ultra Compact, Low Profile Design with a mounting height of 2.95mm (.116") for side entry type **Specifications:** • Current Rating: 1.0A AC, DC • Voltage Rating: 50V AC, DC • Temperature Range: -25°C ~ 85°C • Applicable Wire: AWG #32 to #28 • Color: Natural (white)
SR Series Features: • 1.0mm (0.39") pitch and 3.0mm (.118") high (side entry type) IDC • Header designed for vacuum pick and place robotics • Twin U-slot insulation displacement section • 3 point grip construction **Specifications:** • Current Rating: 0.7A DC • Voltage Rating: 50V DC • Temperature Range: -25°C ~ 85°C • Applicable Wire: 30 AWG

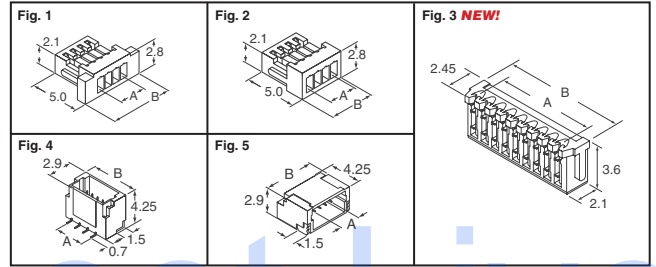


Fig. Circuits	Dimensions (mm) A B	Digi-Key Part No.	10	Pricing 100 500	JST Part No.
Housing					
Crimp With Protrusions					
2	1.0 5.0	455-1377-ND	.48	4.02 16.07	SHR-02V-S-B
	3 2.0 6.0	455-1378-ND	.59	4.92 19.69	SHR-03V-S-B
	4 3.0 7.0	455-1379-ND	.69	5.77 23.08	SHR-04V-S-B
	5 4.0 8.0	455-1380-ND	.81	6.73 26.92	SHR-05V-S-B
	6 5.0 9.0	455-1381-ND	.89	7.38 29.53	SHR-06V-S-B
	7 6.0 10.0	455-1382-ND	1.00	8.35 33.38	SHR-07V-S-B
	8 7.0 11.0	455-1383-ND	1.10	9.15 36.60	SHR-08V-S-B
	9 8.0 12.0	455-1384-ND	1.19	9.96 39.83	SHR-09V-S-B
	10 9.0 13.0	455-1385-ND	1.29	10.76 43.05	SHR-10V-S-B
	11 10.0 14.0	455-1386-ND	1.39	11.57 46.28	SHR-11V-S-B
	12 11.0 15.0	455-1387-ND	1.49	12.38 49.51	SHR-12V-S-B
	13 12.0 16.0	455-1388-ND	1.58	13.18 52.73	SHR-13V-S-B
	14 13.0 17.0	455-1389-ND	1.68	13.99 55.95	SHR-14V-S-B
	15 14.0 18.0	455-1390-ND	1.78	14.80 59.18	SHR-15V-S-B
	20 19.0 23.0	455-1391-ND	2.26	18.83 75.31	SHR-20V-S-B
Crimp Without Protrusions					
2	1.0 3.0	455-1392-ND	.48	4.02 16.07	SHR-02V-S
	3 2.0 4.0	455-1393-ND	.59	4.92 19.69	SHR-03V-S
	4 3.0 5.0	455-1394-ND	.69	5.77 23.08	SHR-04V-S
	5 4.0 6.0	455-1395-ND	.81	6.73 26.92	SHR-05V-S
	6 5.0 7.0	455-1396-ND	.89	7.38 29.53	SHR-06V-S
	7 6.0 8.0	455-1397-ND	1.00	8.35 33.38	SHR-07V-S
	8 7.0 9.0	455-1398-ND	1.10	9.15 36.60	SHR-08V-S
	9 8.0 10.0	455-1399-ND	1.19	9.96 39.83	SHR-09V-S
	10 9.0 11.0	455-1400-ND	1.29	10.76 43.05	SHR-10V-S
	11 10.0 12.0	455-1401-ND	1.39	11.57 46.28	SHR-11V-S
	12 11.0 13.0	455-1402-ND	1.49	12.38 49.51	SHR-12V-S
	13 12.0 14.0	455-1403-ND	1.58	13.18 52.73	SHR-13V-S
	14 13.0 15.0	455-1404-ND	1.68	13.99 55.95	SHR-14V-S
	15 14.0 16.0	455-1405-ND	1.78	14.80 59.18	SHR-15V-S

Fig. Circuits	Dim. (mm) A B	Digi-Key Part No.	10	Pricing 100 500	Tape and Reel* Qty. Pricing	JST Part No.
NEW! IDC Housing NEW!						
2	1.0 3.0	455-2183-ND	1.80	15.01 60.02	—	02SR-3S
	3 2.0 4.0	455-2184-ND	2.18	18.21 72.82	—	03SR-3S
	4 3.0 5.0	455-2185-ND	2.57	21.41 85.62	—	04SR-3S
	5 4.0 6.0	455-2186-ND	2.97	24.79 99.16	—	05SR-3S
	6 5.0 7.0	455-2187-ND	3.36	27.99 111.95	—	06SR-3S
	7 6.0 8.0	455-2188-ND	4.04	33.68 134.73	—	07SR-3S
	8 7.0 9.0	455-2189-ND	4.44	37.02 148.08	—	08SR-3S
	9 8.0 10.0	455-2190-ND	4.84	40.31 161.25	—	09SR-3S
	10 9.0 11.0	455-2191-ND	5.22	43.51 174.05	—	10SR-3S
	11 10.0 12.0	455-2192-ND	5.62	46.81 187.22	—	11SR-3S
	12 11.0 13.0	455-2193-ND	7.51	62.57 250.26	—	12SR-3S

Fig. Circuits	Dim. (mm) A B	Digi-Key Part No.	Cut Tape Pricing 10 100 500	Tape and Reel* Qty. Pricing	JST Part No.
Shrouded Header					
Top Entry Type					
4	8 7.0 10.0	455-1412-1-ND	10.84 97.01 427.99	—	BM08B-SRSS-TB
	13 12.0 15.0	455-1417-1-ND	15.05 134.61 593.89	—	BM13B-SRSS-TB
Top Entry Type — RoHS Compliant					
4	2 1.0 4.0	455-1788-1-ND	5.11 45.68 201.54	1,500 214.98/M	BM02B-SRSS-TB(LF)(SN)
	3 2.0 5.0	455-1789-1-ND	6.00 53.68 238.81	1,500 252.60/M	BM03B-SRSS-TB(LF)(SN)

* For Tape and Reel part number, change 1-ND to 2-ND.

(Continued)

~ Exclusive Preview ~
New Product Available Now!

A

Fig.	Cir-cuits	Dim. (mm)		Digi-Key Part No.	Cut Tape Pricing			Tape and Reel*		JST Part No.
		A	B		10	100	500	Qty.	Pricing	
4	4	3.0	6.0	455-1790-1-ND	7.04	62.98	277.84	1,500	296.36/M	BM04B-SR5S-TB(LF)(SN)
	5	4.0	7.0	455-1791-1-ND	8.54	76.37	336.94	1,500	359.40/M	BM05B-SR5S-TB(LF)(SN)
	6	5.0	8.0	455-1792-1-ND	9.40	84.07	370.88	1,500	395.60/M	BM06B-SR5S-TB(LF)(SN)
	7	6.0	9.0	455-1793-1-ND	10.27	91.86	405.28	1,500	432.30/M	BM07B-SR5S-TB(LF)(SN)
	8	7.0	10.0	455-1794-1-ND	11.38	101.86	449.38	1,500	479.34/M	BM08B-SR5S-TB(LF)(SN)
	9	8.0	11.0	455-1795-1-ND	12.23	109.45	482.89	1,500	515.08/M	BM09B-SR5S-TB(LF)(SN)
	10	10.0	12.0	455-1796-1-ND	13.13	117.45	518.18	1,500	552.72/M	BM10B-SR5S-TB(LF)(SN)
	11	10.0	13.0	455-1797-1-ND	14.02	125.45	553.46	1,500	590.36/M	BM11B-SR5S-TB(LF)(SN)
5	12	11.0	14.0	455-1798-1-ND	14.76	132.06	582.64	1,500	621.48/M	BM12B-SR5S-TB(LF)(SN)
	13	12.0	15.0	455-1799-1-ND	15.80	141.35	623.59	1,500	665.16/M	BM13B-SR5S-TB(LF)(SN)
	14	13.0	16.0	455-1800-1-ND	17.33	155.08	684.19	1,500	729.80/M	BM14B-SR5S-TB(LF)(SN)
	15	14.0	17.0	455-1801-1-ND	17.99	160.98	710.21	1,500	757.56/M	BM15B-SR5S-TB(LF)(SN)

Side Entry Type

Fig.	Cir-cuits	Dim. (mm)		Digi-Key Part No.	Cut Tape Pricing			Tape and Reel*		JST Part No.
		A	B		10	100	500	Qty.	Pricing	
5	12	11.0	14.0	455-1430-1-ND	15.65	140.04	617.81	—	—	SM12B-SR5S-TB
	13	12.0	15.0	455-1431-1-ND	15.05	134.61	593.89	—	—	SM13B-SR5S-TB
	14	13.0	16.0	455-1432-1-ND	15.29	136.83	603.68	—	—	SM14B-SR5S-TB

Side Entry Type — RoHS Compliant

5	2	1.0	4.0	455-1802-1-ND	4.94	44.18	194.93	3,000	207.92/M	SM02B-SR5S-TB(LF)(SN)
	3	2.0	5.0	455-1803-1-ND	5.88	52.58	231.96	3,000	247.42/M	SM03B-SR5S-TB(LF)(SN)
	4	3.0	6.0	455-1804-1-ND	6.76	60.48	266.81	3,000	284.60/M	SM04B-SR5S-TB(LF)(SN)
	5	4.0	7.0	455-1805-1-ND	8.39	75.07	331.18	3,000	353.26/M	SM05B-SR5S-TB(LF)(SN)
	6	5.0	8.0	455-1806-1-ND	9.30	83.17	366.92	3,000	391.38/M	SM06B-SR5S-TB(LF)(SN)
	7	6.0	9.0	455-1807-1-ND	10.19	91.16	402.19	3,000	429.00/M	SM07B-SR5S-TB(LF)(SN)
	8	7.0	10.0	455-1808-1-ND	11.08	99.16	437.48	3,000	466.64/M	SM08B-SR5S-TB(LF)(SN)
	9	8.0	11.0	455-1809-1-ND	12.11	108.36	478.05	3,000	509.92/M	SM09B-SR5S-TB(LF)(SN)
	10	9.0	12.0	455-1810-1-ND	13.03	116.55	514.20	3,000	548.48/M	SM10B-SR5S-TB(LF)(SN)
	11	10.0	13.0	455-1811-1-ND	13.97	124.95	551.25	3,000	588.00/M	SM11B-SR5S-TB(LF)(SN)
	12	11.0	14.0	455-1812-1-ND	14.69	131.42	579.81	3,000	618.46/M	SM12B-SR5S-TB(LF)(SN)
	13	12.0	15.0	455-1813-1-ND	15.80	141.35	623.59	3,000	665.16/M	SM13B-SR5S-TB(LF)(SN)
	14	13.0	16.0	455-1814-1-ND	16.06	143.68	633.86	3,000	676.12/M	SM14B-SR5S-TB(LF)(SN)
	15	14.0	17.0	455-1815-1-ND	16.73	149.68	660.36	3,000	704.38/M	SM15B-SR5S-TB(LF)(SN)
	20	19.0	22.0	455-1816-1-ND	18.65	186.57	823.11	3,000	877.98/M	SM20B-SR5S-TB(LF)(SN)

Contacts — Tin Plated

32 - 28 AWG	455-1561-1-ND	7.50/100	23,000	35.28/M	SSH-003T-P0.2
-------------	---------------	----------	--------	---------	---------------

NEW! Contacts — Tin Plated — RoHS Compliant NEW!

32 - 28 AWG	455-1912-1-ND	3.17	28.37	125.18	1,000	134.00	MINI-SSH-003T-P0.2
-------------	---------------	------	-------	--------	-------	--------	--------------------

Crimp Tool

32 - 28 AWG	455-1376-ND	810.26/1	—	—	—	—	WC-SH2832
-------------	-------------	----------	---	---	---	---	-----------

* For Tape and Reel part number, change 1-ND to 2-ND.

SHD Series 1.0mm Connectors



Features: • Ultra compact double row design • Low Profile with a mounting height of 6.3mm (.248") for top entry type and 5.5mm (.217") for side entry type, and a width of 5.0mm (.197") for top entry type and 5.1mm (.201") for side entry type • Reliable Contact: The same contact can be used for the single row SH connectors • Anti-Misinsertion Feature: Ribs and grooves on the header and receptacle prevent misinsertion and distortion during mating and unmating.

Specifications: • Current Rating: 1.0A AC/DC • Voltage Rating: 50V AC/DC • Temperature Range: -25°C - 85°C • Applicable Wire: 32 - 28 AWG • Color: Natural (White)

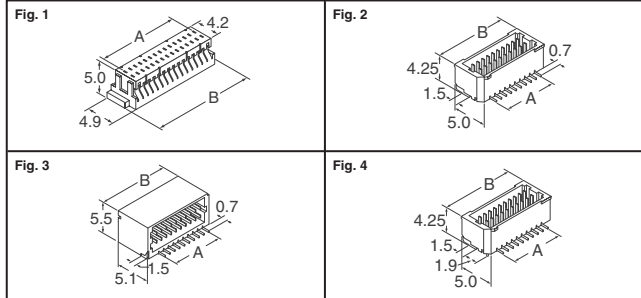


Fig.	Circuits	Dim. (mm) A B	Digi-Key Part No.	10	Pricing 100 500	JST Part No.
1	7	7.50 10.00	455-1597-ND	1.16	9.67 38.69	GHR-07V-S
	8	8.75 11.25	455-1598-ND	1.17	9.76 39.05	GHR-08V-S
	9	10.00 12.50	455-1599-ND	1.18	9.80 39.20	GHR-09V-S
	10	11.25 13.75	455-1600-ND	1.19	9.90 39.61	GHR-10V-S
	11	12.50 15.00	455-1601-ND	1.22	10.19 40.76	GHR-11V-S
	12	13.75 16.25	455-1602-ND	1.24	10.36 41.45	GHR-12V-S
	13	15.00 17.50	455-1603-ND	1.27	10.60 42.38	GHR-13V-S
	14	16.25 18.75	455-1604-ND	1.29	10.77 43.07	GHR-14V-S
	15	17.50 20.00	455-1605-ND	1.32	11.00 43.98	GHR-15V-S

Fig.	Circuits	Dim. (mm) A B	Digi-Key Part No.	Cut Tape Pricing 10 100 500	Tape and Reel* Qty. Pricing	JST Part No.	
Headers							
Top Entry							
2	2	1.25 5.75	455-1578-1-ND	4.04 36.13 159.38	2,500 170.00/M	BM02B-GHS-TBT(LF)(SN)	
	3	2.50 7.00	455-1579-1-ND	4.35 38.95 171.84	2,500 183.30/M	BM03B-GHS-TBT(LF)(SN)	
	4	3.75 8.25	455-1580-1-ND	4.65 41.59 183.51	2,500 195.74/M	BM04B-GHS-TBT(LF)(SN)	
	5	5.00 9.50	455-1581-1-ND	4.87 43.55 192.13	2,500 204.94/M	BM05B-GHS-TBT(LF)(SN)	
	6	6.25 10.75	455-1582-1-ND	5.91 52.86 233.19	2,500 248.74/M	BM06B-GHS-TBT(LF)(SN)	
	7	7.50 12.00	455-1583-1-ND	6.18 55.30 243.98	2,500 260.24/M	BM07B-GHS-TBT(LF)(SN)	
	8	8.75 13.25	455-1584-1-ND	6.40 57.26 252.60	2,500 269.44/M	BM08B-GHS-TBT(LF)(SN)	
	9	10.00 14.50	455-1585-1-ND	6.68 59.81 263.85	2,500 281.44/M	BM09B-GHS-TBT(LF)(SN)	
	10	11.25 15.75	455-1586-1-ND	7.11 63.63 280.71	2,500 299.42/M	BM10B-GHS-TBT(LF)(SN)	
	11	12.50 17.00	455-1587-1-ND	7.69 68.80 303.54	2,500 323.78/M	BM11B-GHS-TBT(LF)(SN)	
	12	13.75 18.25	455-1588-1-ND	7.73 69.20 305.29	2,500 325.64/M	BM12B-GHS-TBT(LF)(SN)	
	13	15.00 19.50	455-1589-1-ND	8.26 73.90 326.03	2,500 347.76/M	BM13B-GHS-TBT(LF)(SN)	
	14	16.25 20.75	455-1590-1-ND	8.27 73.99 326.44	2,500 348.20/M	BM14B-GHS-TBT(LF)(SN)	
	15	17.50 22.00	455-1591-1-ND	8.55 76.54 337.69	2,500 360.20/M	BM15B-GHS-TBT(LF)(SN)	
	Side Entry						
3	2	1.25 5.75	455-1564-1-ND	4.23 37.88 167.10	2,500 178.24/M	SM02B-GHS-TB(LF)(SN)	
	3	2.50 7.00	455-1565-1-ND	4.50 40.23 177.47	2,500 189.30/M	SM03B-GHS-TB(LF)(SN)	
	4	3.75 8.25	455-1566-1-ND	4.77 42.67 188.25	2,500 200.80/M	SM04B-GHS-TB(LF)(SN)	
	5	5.00 9.50	455-1567-1-ND	5.02 44.92 198.17	2,500 211.38/M	SM05B-GHS-TB(LF)(SN)	
	6	6.25 10.75	455-1568-1-ND	6.14 54.91 242.23	2,500 258.38/M	SM 07B-GHS-TB(LF)(SN)	
	8	8.75 13.25	455-1570-1-ND	6.84 61.17 269.89	2,500 287.88/M	SM08B-GHS-TB(LF)(SN)	
	9	10.00 14.50	455-1571-1-ND	7.28 65.18 287.55	2,500 306.72/M	SM09B-GHS-TB(LF)(SN)	
	10	11.25 15.75	455-1572-1-ND	7.53 67.34 297.08	2,500 316.88/M	SM10B-GHS-TB(LF)(SN)	
	11	12.50 17.00	455-1573-1-ND	7.85 70.27 310.03	2,500 330.70/M	SM11B-GHS-TB(LF)(SN)	
	12	13.75 18.25	455-1574-1-ND	8.15 72.92 321.69	2,500 343.14/M	SM12B-GHS-TB(LF)(SN)	
	13	15.00 19.50	455-1575-1-ND	8.40 75.17 331.61	2,500 353.72/M	SM13B-GHS-TB(LF)(SN)	
	14	16.25 20.75	455-1576-1-ND	8.64 77.32 341.14	2,500 363.88/M	SM14B-GHS-TB(LF)(SN)	
	15	17.50 22.00	455-1577-1-ND	8.89 79.57 351.06	2,500 374.46/M	SM15B-GHS-TB(LF)(SN)	
	Contacts - Tin Plated						
	30 - 26 AWG		455-1606-2-ND‡	—	—	23,000 35.00/M	SSHLL-002T-P0.2
30 - 26 AWG		455-1607-1-ND	3.31	29.64 130.74	1,000 139.00	MINI-SSHLL-002T-P0.2	
Crimp Tools							
30 - 26 AWG		455-1609-ND	990.30/1	—	—	YRS-1140	
Mini Reel		455-1608-ND	1277.46/1	—	—	WG-GC2630	

* For Tape and Reel part number, change 1-ND to 2-ND. ‡ Tape and Reel (not available in Cut Tape)

NEW! GHD Series 1.25mm Connectors



This connector is designed to be the double-row type of the GH connector series.

Features:
• Secure locking device • Low insertion force • Prevention of contact deformation • Suction area for picking up

Specifications:
• Current Rating: 1.0A AC/DC (26 AWG) • Voltage Rating: 50 V AC/DC • Temperature Range: -25°C ~ 85°C • Applicable Wire: Conductor size 30 to 26 AWG

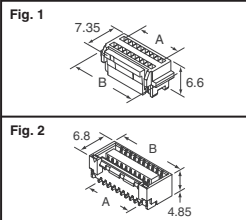


Fig.	Circuits	Dim. (mm) A B	Digi-Key Part No.	Cut Tape Pricing 10 100 500	Tape and Reel* Qty. Pricing	JST Part No.
Housing						
1	20	11.25 15.75	455-1913-ND‡	2.42 20.20 80.79	— —	GHDR-(20)V-S
Header						
Top Entry						
2	20	11.25 15.75	455-1916-1-ND	18.64 166.77 735.75	1,250 785.00/M	BM(20)B-GHDS-G-TF(LF)(SN)
Contacts						
30 - 26 AWG		455-1914-1-ND	.72	6.48 28.58	20,000 300.00/M	SGHD-002GA-P0.2
30 - 26 AWG		455-1915-1-ND	5.19	46.40 204.69	1,000 218.00	MINI-SGHD-002GA-P0.2

* For Tape and Reel part number, change 1-ND to 2-ND. ‡ Bulk

ZH Series 1.5mm Connectors



Features: • This connector requires only about 45% of the installation space required by the standard JST 2.0mm connector • Contact retention lances allow visual confirmation of contact lock-in • The dimple at the center of the contact ensures positive contact and low contact resistance at all times, even when the connector is subjected to vibration or distortion.

Specifications: • Current Rating: 1.0A AC/DC • Voltage Rating: 50V AC/DC • Temperature Range: -25°C ~ 85°C • Applicable Wire: 36 ~ 32 AWG

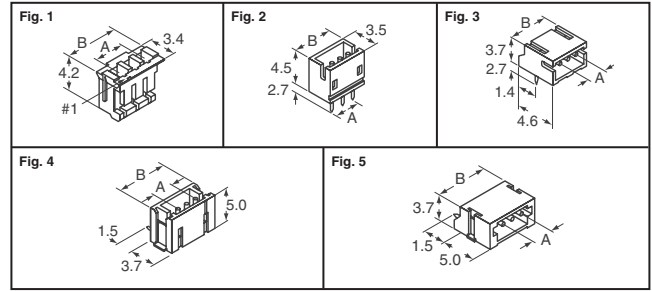


Fig.	Circuits	Dimensions (mm) A B	Digi-Key Part No.	10	Pricing 100 500	JST Part No.
Housing - Color: Natural White						
1	2	1.5 4.5	455-1366-ND	.37	3.12 12.46	ZHR-2
	3	3.0 6.0	455-1160-ND	.39	3.24 12.94	ZHR-3
	4	4.5 7.5	455-1202-ND	.47	3.93 15.73	ZHR-4
	5	6.0 9.0	455-1201-ND	.49	4.12 16.46	ZHR-5
	6	7.5 10.5	455-1129-ND	.80	6.65 26.58	ZHR-6
	7	9.0 12.0	455-1200-ND	.94	7.87 31.47	ZHR-7
	8	10.5 13.5	455-1199-ND	.99	8.28 33.12	ZHR-8
	9	12.0 15.0	455-1196-ND	1.09	9.06 36.23	ZHR-9
	10	13.5 16.5	455-1197-ND	1.10	9.17 36.69	ZHR-10
	11	15.0 18.0	455-1191-ND	1.53	12.76 51.04	ZHR-11
	12	16.5 19.5	455-1195-ND	1.55	12.92 51.67	ZHR-12
	13	18.0 21.0	455-1194-ND	1.58	13.17 52.69	ZHR-13
	Headers - Color: Natural Ivory					
Top Entry Thru-hole (Shrouded)						
2	9	12.0 15.0	455-1224-ND	2.72 22.68 90.72	—	B9B-ZR
	11	15.0 18.0	455-1222-ND	3.95 32.93 131.71	—	B11B-ZR
	13	18.0 21.0	455-1209-ND	4.24 35.31 141.23	—	B13B-ZR
Top Entry Thru-hole (Shrouded) - RoHS Compliant						
2	2	1.5 4.5	455-1657-ND	.85	7.12 28.46	B2B-ZR(LF)(SN)
	3	3.0 6.0	455-1658-ND	1.11	9.23 36.93	B3B-ZR(LF)(SN)
	4	4.5 7.5	455-1659-ND	1.33	11.12 44.46	B4B-ZR(LF)(SN)
	5	6.0 9.0	455-1660-ND	1.58	13.17 52.69	B5B-ZR(LF)(SN)
	6	7.5 10.5	455-1661-ND	1.86	15.47 61.86	B6B-ZR(LF)(SN)
	7	9.0 12.0	455-1662-ND	2.31	19.23 76.91	B7B-ZR(LF)(SN)
	8	10.5 13.5	455-1663-ND	2.47	20.58 82.32	B8B-ZR(LF)(SN)
	9	12.0 15.0	455-1664-ND	2.86	23.82 95.26	B9B-ZR(LF)(SN)
	10	13.5 16.5	455-1665-ND	3.05	25.40 101.61	B10B-ZR(LF)(SN)
	11	15.0 18.0	455-1666-ND	3.95	32.93 131.71	B11B-ZR(LF)(SN)
	12	16.5 19.5	455-1667-ND	4.18	34.87 139.47	B12B-ZR(LF)(SN)
	13	18.0 21.0	455-1668-ND	4.24	35.31 141.23	B13B-ZR(LF)(SN)
	Side Entry Thru-hole (Shrouded)					
3	2	1.5 4.5	455-1210-ND	.93	7.76 31.05	S2B-ZR
	7	9.0 12.0	455-1248-ND	2.63 21.88 87.50	—	S7B-ZR
	9	12.0 15.0	455-1250-ND	3.20 26.64 106.54	—	S9B-ZR
	12	16.5 19.5	455-1253-ND	4.16 34.69 138.77	—	S12B-ZR
	13	18.0 21.0	455-1252-ND	4.47 37.28 149.12	—	S13B-ZR
Side Entry Thru-hole (Shrouded) - RoHS Compliant						
3	2	1.5 4.5	455-1669-ND	.93	7.76 31.05	S2B-ZR(LF)(SN)
	3	3.0 6.0	455-1670-ND	1.21	10.12 40.46	S3B-ZR(LF)(SN)
	4	4.5 7.5	455-1671-ND	1.50 12.53 50.10	—	S4B-ZR(LF)(SN)
	5	6.0 9.0	455-1672-ND	1.80 15.00 59.98	—	S5B-ZR(LF)(SN)
	6	7.5 10.5	455-1673-ND	2.17 18.11 72.44	—	S6B-ZR(LF)(SN)
	7	9.0 12.0	455-1674-ND	2.63 21.88 87.50	—	S7B-ZR(LF)(SN)
	8	10.5 13.5	455-1675-ND	2.85 23.76 95.03	—	S8B-ZR(LF)(SN)
	9	12.0 15.0	455-1676-ND	3.20 26.64 106.54	—	S9B-ZR(LF)(SN)
	10	13.5 16.5	455-1677-ND	3.52 29.34 117.37	—	S10B-ZR(LF)(SN)
	11	15.0 18.0	455-1678-ND	3.86 32.17 128.66	—	S11B-ZR(LF)(SN)
	12	16.5 19.5	455-1679-ND	4.16 34.69 138.77	—	S12B-ZR(LF)(SN)
	13	18.0 21.0	455-1680-ND	4.47 37.28 149.12	—	S13B-ZR(LF)(SN)

Fig.	Circuits	Dim. (mm) A B	Digi-Key Part No.	Cut Tape Pricing 10 100 500	Tape and Reel* Qty. Pricing	JST Part No.
Headers						
Top Entry SMT (Shrouded)						
4	11	15.0 19.5	455-1296-1-ND	12.84 114.91 506.94	— —	B11B-ZR-SM3-TF
Top Entry SMT (Shrouded) - RoHS Compliant						
4	2	1.5 6.0	455-1681-1-ND	6.57 58.78 259.31	1,000 276.60	B2B-ZR-SM4-TF(LF)(SN)
	3	3.0 7.5	455-1682-1-ND	7.35 65.77 290.18	1,000 309.52	B3B-ZR-SM4-TF(LF)(SN)
	4	4.5 9.0	455-1683-1-ND	7.97 71.27 314.44	1,000 335.40	B4B-ZR-SM4-TF(LF)(SN)
	5	6.0 10.5	455-1684-1-ND	8.82 78.87 347.96	1,000 371.16	B5B-ZR-SM4-TF(LF)(SN)
	6	7.5 12.0	455-1685-1-ND	9.70 86.76 382.78	1,000 408.30	B6B-ZR-SM4-TF(LF)(SN)

* For Tape and Reel part number, change 1-ND to 2-ND.

(Continued)

~ Exclusive Preview ~
New Product Available Now!