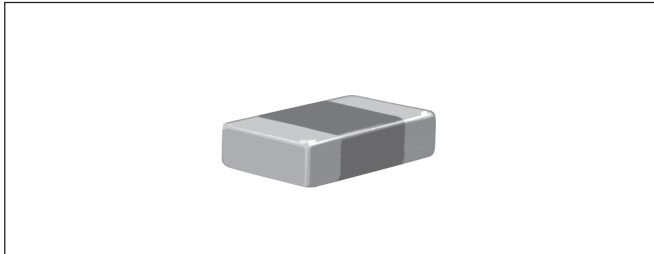


## Multilayer Ceramic Chip Capacitors



### FEATURES

- General purpose dielectric.
- Excellent aging characteristics.
- Ideal for decoupling and filtering.
- Wide range of case sizes, voltage ratings and capacitance values.

### GENERAL SPECIFICATIONS

**NOTE:** Electrical characteristics @ + 25°C unless otherwise specified.

**Capacitance Range:** 120pF to 1.0µF.

**Dissipation Factor (DF):**

≤ 25V ratings: 3.5% maximum @ 1.0 Vrms and 1kHz.

50V, 100V ratings: 2.5% maximum @ 1.0 Vrms and 1kHz.

**Temperature Coefficient of Capacitance (TCC):**

X7R: ± 15% from - 55°C to + 125°C, with 0 Vdc applied.

X7S: ± 22% from - 55°C to + 125°C, with 0 Vdc applied.

**Insulation Resistance (IR):**

@ + 25°C and rated voltage 100,000 Megohms minimum or 1000 ohm-farads, whichever is less.

@ + 125°C and rated voltage 10,000 Megohms minimum or 100 ohm-farads, whichever is less.

**Dielectric Withstanding Voltage (DWV):**

250% rated voltage for 5 ± 1 seconds, 50 milliamps current maximum.

**Aging Rate:** 1% maximum per decade.

ORDERING INFORMATION								
VJ	0805	Y	102	K	X	A	A	T
PRODUCT SERIES	CASE SIZE	DIELECTRIC	CAPACITANCE NOMINAL CODE	CAPACITANCE TOLERANCE	TERMINATION	DC VOLTAGE RATING	MARKING	PACKAGING <sup>1</sup>
VJ = MLCC	0402 0603 0805 1206 1210 1808 1812 1825 2220 2225 3640 <sup>2</sup>	Y = X7R S = X7S	Expressed in picofarads (pF). The first two digits are significant, the third is a multiplier. <b>Example:</b> 102 = 1000pF.	J = ± 5% K = ± 10% M = ± 20%	X = Nickel barrier with 100% tin plated finish F = Palladium silver	J = 16V X = 25V A = 50V B = 100V See page 16 for higher voltage ratings	A = Unmarked	T = 7" Reel, plastic tape C = 7" Reel, paper tape R = 11 1/4" Reel, plastic tape P = 11 1/4" Reel, paper tape B = Bulk <b>NOTE:</b> 0402 and 0603 available in paper tape only

<sup>1</sup>See page 57 for cassette case packaged capacitors.

<sup>2</sup>Please contact factory for special considerations regarding 3640 - size components.

# VJ X7R/X7S Dielectric

Vishay Vitramon



<b>X7R/X7S DIELECTRIC</b>																							
STYLE		VJ0402				VJ0603				VJ0805				VJ1206				VJ1210					
E.I.A. TYPE		0402				0603				0805				1206				1210					
VOLTAGE (Vdc)		16	25	50	100	16	25	50	100	16	25	50	100	16	25	50	100	16	25	50	100		
Capacitance Code	Capacitance																						
101	100 pF																						
121	120 pF																						
151	150 pF																						
181	180 pF																						
221	220 pF																						
271	270 pF																						
331	330 pF																						
391	390 pF																						
471	470 pF																						
561	560 pF																						
681	680 pF																						
821	820 pF																						
102	1000 pF																						
122	1200 pF																						
152	1500 pF																						
182	1800 pF																						
222	2200 pF																						
272	2700 pF																						
332	3300 pF																						
392	3900 pF																						
472	4700 pF																						
562	5600 pF																						
682	6800 pF																						
822	8200 pF																						
103	.010 μF																						
123	.012 μF																						
153	.015 μF																						
183	.018 μF																						
223	.022 μF																						
273	.027 μF																						
333	.033 μF																						
393	.039 μF																						
473	.047 μF																						
563	.056 μF																						
683	.068 μF																						
823	.082 μF																						
104	.10 μF																						
124	.12 μF																						
154	.15 μF																						
184	.18 μF																						
224	.22 μF																						
274	.27 μF																						
334	.33 μF																						
394	.39 μF																						
474	.47 μF																						
564	.56 μF																						
684	.68 μF																						
824	.82 μF																						
105	1.0 μF																						
125	1.2 μF																						
155	1.5 μF																						
185	1.8 μF																						
225	2.2 μF																						
275	2.7 μF																						
335	3.3 μF																						
395	3.9 μF																						
475	4.7 μF																						
565	5.6 μF																						
685	6.8 μF																						

- X7S

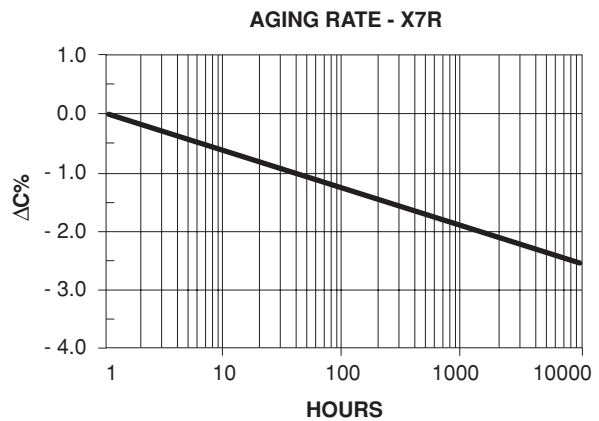
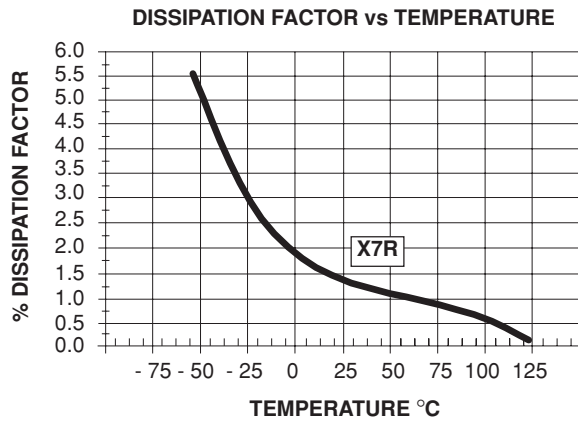
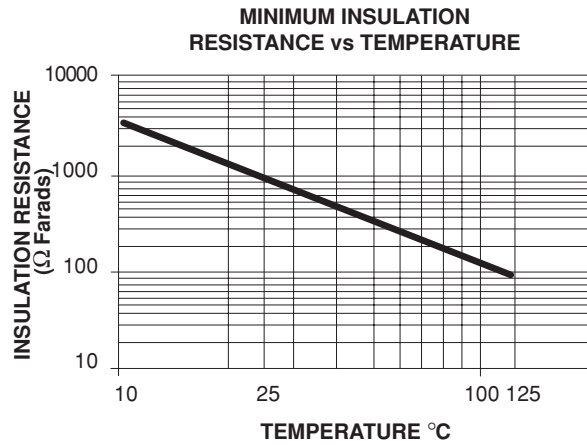
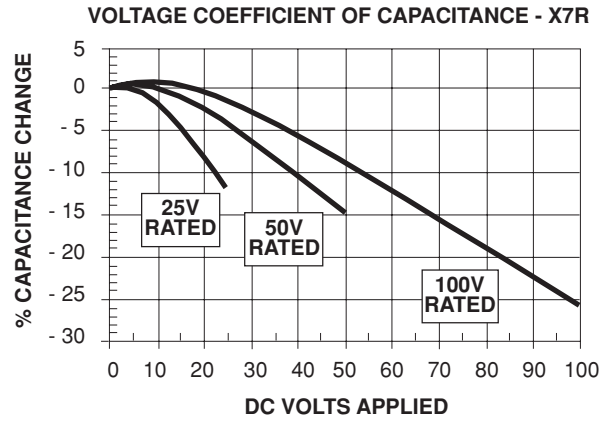
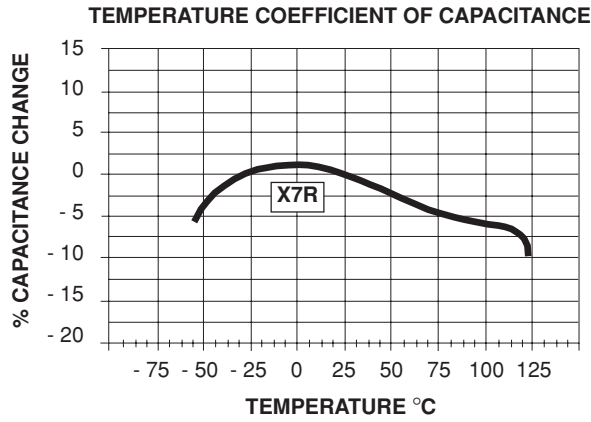


<b>X7R DIELECTRIC</b>																		
STYLE		VJ1808			VJ1812**			VJ1825*			VJ2220*		VJ2225*			VJ3640*		
E.I.A. TYPE		—			1812			1825			—		—			—		
VOLTAGE (Vdc)		—	50	100	25	50	100	25	50	100	50	100	25	50	100	25	50	100
Capacitance Code	Capacitance																	
101	100 pF																	
121	120 pF																	
151	150 pF																	
181	180 pF																	
221	220 pF																	
271	270 pF																	
331	330 pF																	
391	390 pF																	
471	470 pF																	
561	560 pF																	
681	680 pF																	
821	820 pF																	
102	1000 pF																	
122	1200 pF																	
152	1500 pF																	
182	1800 pF																	
222	2200 pF																	
272	2700 pF																	
332	3300 pF																	
392	3900 pF																	
472	4700 pF																	
562	5600 pF																	
682	6800 pF																	
822	8200 pF																	
103	.010 μF																	
123	.012 μF																	
153	.015 μF																	
183	.018 μF																	
223	.022 μF																	
273	.027 μF																	
333	.033 μF																	
393	.039 μF																	
473	.047 μF																	
563	.056 μF																	
683	.068 μF																	
823	.082 μF																	
104	.10 μF																	
124	.12 μF																	
154	.15 μF																	
184	.18 μF																	
224	.22 μF																	
274	.27 μF																	
334	.33 μF																	
394	.39 μF																	
474	.47 μF																	
564	.56 μF																	
684	.68 μF																	
824	.82 μF																	
105	1.0 μF																	
125	1.2 μF																	
155	1.5 μF																	
185	1.8 μF																	
225	2.2 μF																	
275	2.7 μF																	
335	3.3 μF																	
395	3.9 μF																	
475	4.7 μF																	
565	5.6 μF																	
685	6.8 μF																	

\*See page 61 for soldering recommendations.



## X7R DIELECTRIC - TYPICAL PARAMETERS





## X7S DIELECTRIC - TYPICAL PARAMETERS

